

Biology Black Rexine Chart

Sr. No.	Item Name	Page No.
1	Cytology	1 - 2
2	Genetics	2 - 3
3	Medicinal Plants	3 - 3
4	Nutrition	4 - 4
5	Plant Pathology	4 - 4
6	Plant Physiology	4 - 5

Cytology	<p>CELL MEMBRANE STRUCTURE & FUNCTIONS</p>	<p>CENTRIOLES & FLAGELLA CILIA</p>	<p>CHLOROPLAST THE PHOTOSYNTHETIC APPARATUS</p>	<p>UNDERSTANDING DNA THE LOCATION OF DNA</p>	
	<p>Cell Membrane OCH-01</p>	<p>Centrioles , Flagella & Cilia OCH-12</p>	<p>Chloroplast OCH-06</p>	<p>DNA OCH-10</p>	
	Cytology	<p>ENDOPLASMIC RETICULUM & RIBOSOMES</p>	<p>ENZYMES LOCK & KEY OF HYPOTHESIS ENZYME ACTION</p>	<p>GENE MAP OF HUMAN CHROMOSOMES FEMALE</p>	<p>GENE MAP OF HUMAN CHROMOSOMES MALE</p>
		<p>Endoplasmic Reticulum OCH-03</p>	<p>Enzymes OCH-13</p>	<p>Gene Map - Female OCH-8B</p>	<p>Gene Map - Male OCH-08A</p>
Cytology		<p>GOLGI COMPLEX / DICTYOSOME STRUCTURE & FUNCTION</p>	<p>MITOCHONDRIA STRUCTURE & FUNCTION</p>	<p>THE NUCLEUS</p>	<p>PLANT CELL WALL</p>
		<p>Golgi Complex OCH-05</p>	<p>Mitochondria OCH-04</p>	<p>Nucleus OCH-07</p>	<p>Plant Cell Wall OCH-02</p>






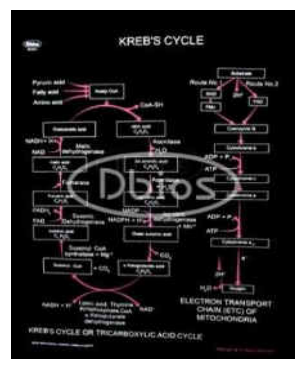
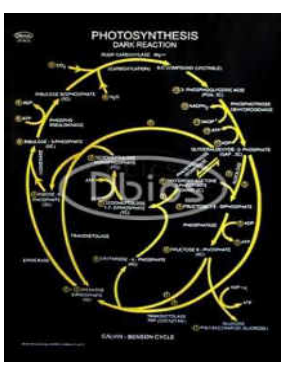
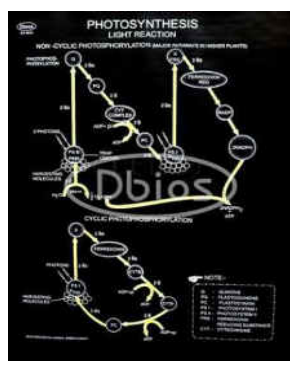
Biology Black Rexine Chart

Cytology	<p>Protein Synthesis OCH-09</p>	<p>Ribosomes & Lysosomes OCH-13A</p>	<p>RNA OCH-11</p>	<p>The Chromosome OCH-08</p>
Genetics	<p>Analogous Organs Animals OCH-285</p>	<p>Analogous Organs Plants OCH-283</p>	<p>Dihybrid Crossing OCH-16</p>	<p>Homologous Organs Animals OCH-286</p>
Genetics	<p>Homologous Organs Plants OCH-284</p>	<p>Linkage & Crossing Over OCH-22B</p>	<p>Mendelian Explanation Garden Pea OCH-18</p>	<p>Monohybrid Crossing OCH-17</p>

Biology Black Rexine Chart

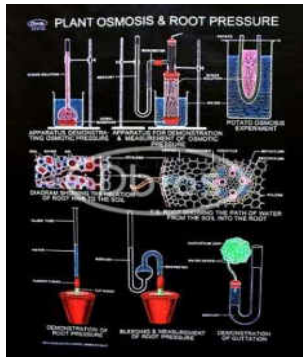
Genetics					
	<p>Mutations & Chromosomal OCH-22A</p>	<p>Pedigree Analysis Blood Group OCH-288</p>	<p>Pedigree Analysis Color Blindness OCH-289</p>	<p>Pedigree Analysis Rolling Tongue OCH-287</p>	
	Genetics				
		<p>Pedigree Analysis Widow's Peak OCH-290</p>	<p>Sex Linked Inheritance In Drosophila OCH-19</p>		
Medicinal Plants					
	<p>Medicinal Plants -I (Exported From India) OCH-106</p>	<p>Medicinal Plants -II (Imported In India) OCH-107</p>	<p>Medicinal Plants -III (Endangered Species) OCH-108</p>	<p>Medicinal Plants -IV (Prohibited To Export From India) OCH-109</p>	

Biology Black Rexine Chart

<p style="writing-mode: vertical-rl; transform: rotate(180deg);">Nutrition</p>	 <p>Balanced Diet OCH-44</p>	 <p>Vitamin OCH-44A</p>		
<p style="writing-mode: vertical-rl; transform: rotate(180deg);">Plant Pathology</p>	 <p>Plant Diseases Bacterial & Viral OCH-104</p>	 <p>Plant Diseases Fungal OCH-105</p>		
<p style="writing-mode: vertical-rl; transform: rotate(180deg);">Plant Physiology</p>	 <p>Glycolysis OCH-50</p>	 <p>Krebs Cycle OCH-51</p>	 <p>Photosynthesis - Dark Reaction OCH-49</p>	 <p>Photosynthesis - Light Reaction OCH-48</p>

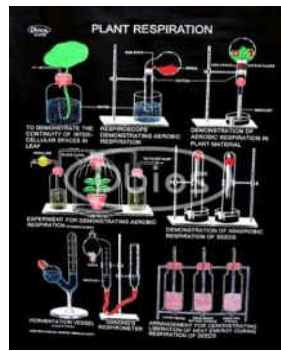
Biology Black Rexine Chart

Plant Physiology



Plant Osmosis & Root Pressure

OCH-47



Plant Respiration

OCH-45



Plant Transpiration

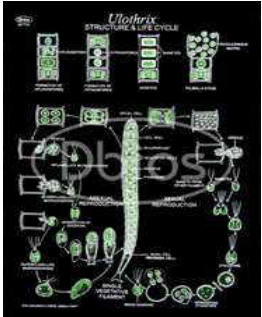
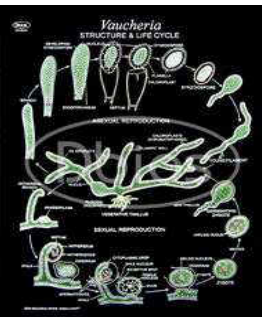
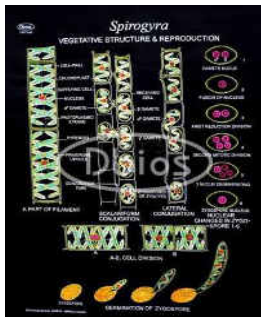
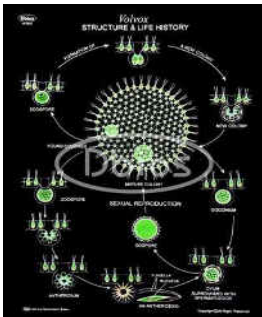

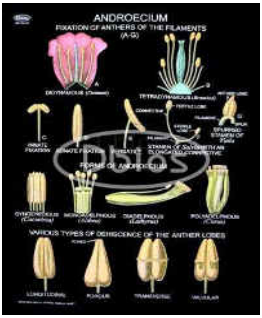
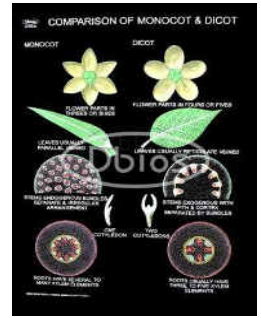
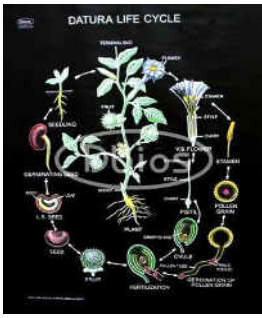


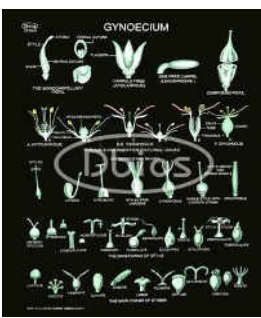


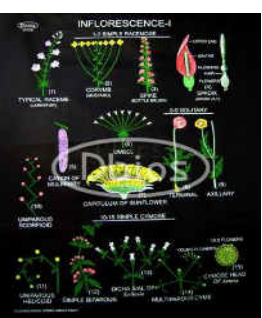
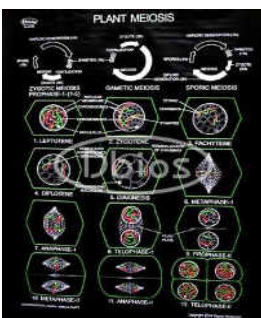
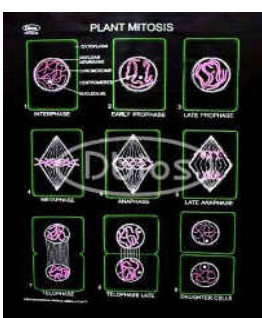
OCH-46

Botony Black Rexine Chart




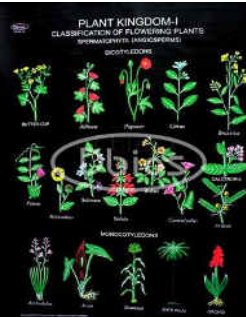
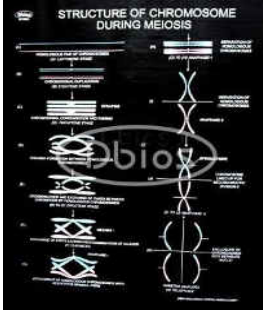
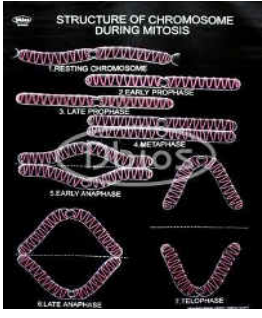

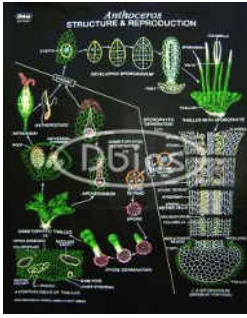
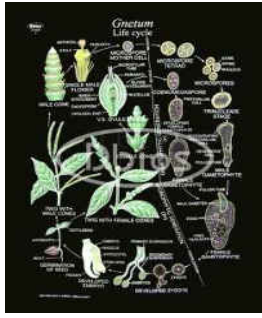
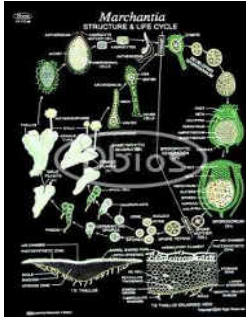
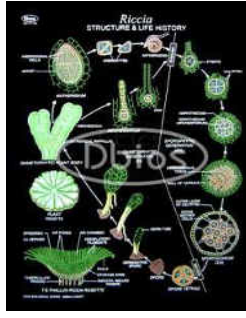
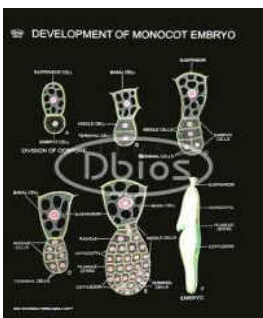
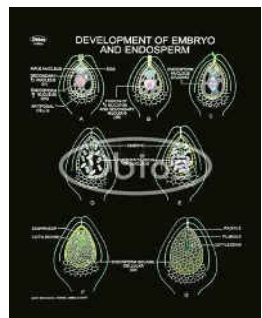

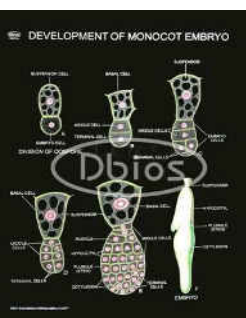
Sr. No.	Item Name	Page No.
1	Algae	1 - 2
2	ANGIOSPERMS	2 - 3
3	BRYOPHYTA	3 - 3
4	FLOWER AND EMBRYOLOGY	3 - 4
5	FUNGI	4 - 5
6	GYMNOSPERMS	5 - 5
7	Histology	6 - 6
8	PTERIDOPHYTA	6 - 7
9	ROOTS, STEMS, LEAVES	7 - 8
10	ROOTS, STEMS, LEAVES	9 - 9
11	TAXOLOGY	9 - 11

Algae	<p>Batrachospermum Structure & Life History OCH-78</p>	<p>Chara Structure And Life History OCH-74</p>	<p>Chlamydomonas Structure & Life Cycle OCH-70</p>	<p>Diatoms Structure & Reproduction. OCH-85</p>
	<p>Dictyota Structure And Life History OCH-81</p>	<p>Ectocarpus Structure & Life Cycle OCH-80</p>	<p>Fucus Structure & Life Cycle OCH-82</p>	<p>Nostoc Structure And Life History OCH-77</p>
	<p>Oedogonium Life Cycle OCH-72</p>	<p>Oscillatoria Structure And Life History OCH-76</p>	<p>Polysiphonia Structure & Life History OCH-79</p>	<p>Sargassum Structure & L.H. OCH-84</p>


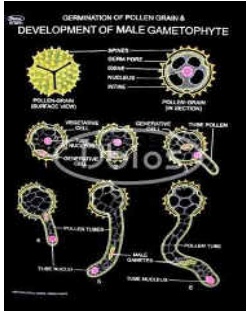
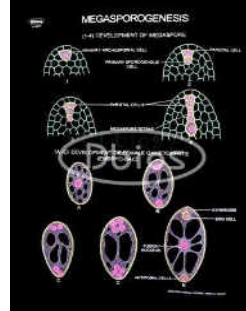
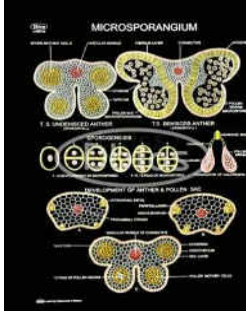

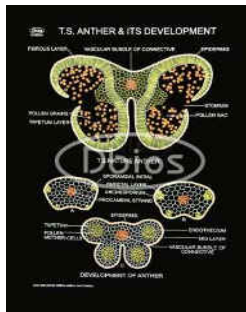
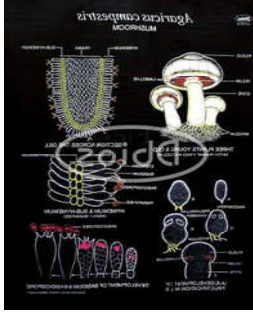
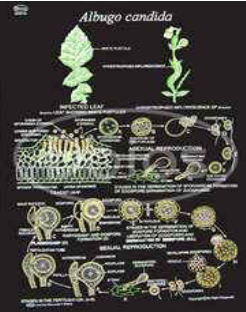
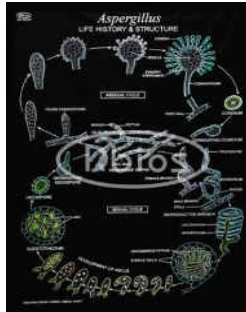
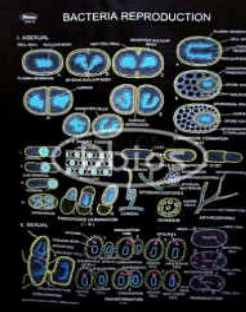
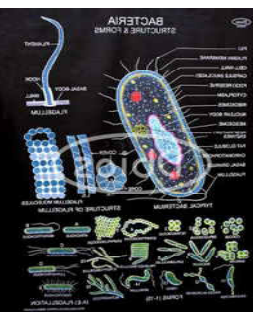

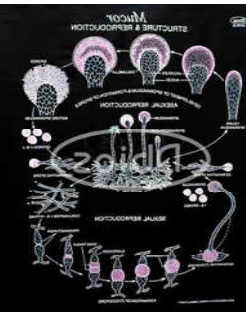
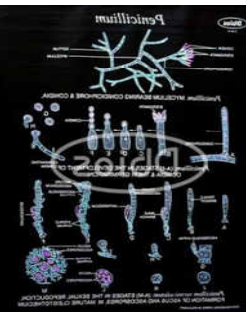
Botony Black Rexine Chart

<p style="writing-mode: vertical-rl; transform: rotate(180deg);">Algae</p>	 <p>Spirogyra Structure & Reproduction OCH-73</p>	 <p>Ulothrix Structure & Life Cycle OCH-71</p>	 <p>Vaucheria Structure & Life History OCH-83</p>	 <p>Volvox Structure And Life History OCH-75</p>
<p style="writing-mode: vertical-rl; transform: rotate(180deg);">ANGIOSPERMS</p>	 <p>Aestivation OCH-214</p>	 <p>Androecium OCH-210</p>	 <p>Comparison Of Monocot & Dicot OCH-159</p>	 <p>Datura Life Cycle OCH-153</p>
<p style="writing-mode: vertical-rl; transform: rotate(180deg);">ANGIOSPERMS</p>	 <p>Different Types Of Pollination OCH-218</p>	 <p>Forms Of Ovules OCH-219</p>	 <p>Gynoecium OCH-211</p>	 <p>Gynaeium OCH-213</p>
<p style="writing-mode: vertical-rl; transform: rotate(180deg);">ANGIOSPERMS</p>	 <p>Inflorescence - II (Compound & Special) OCH-217</p>	 <p>Inflorescence-1 (Simple, Recemose & Cymose) OCH-216</p>	 <p>Meiosis In Plants OCH-147</p>	 <p>Mitosis In Plants OCH-146</p>

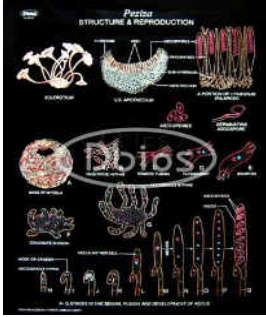
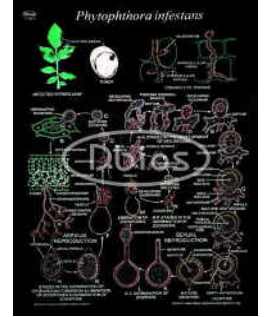
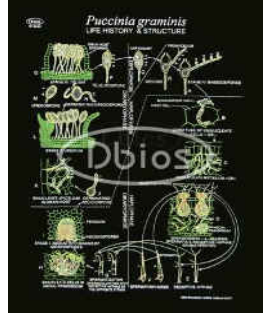
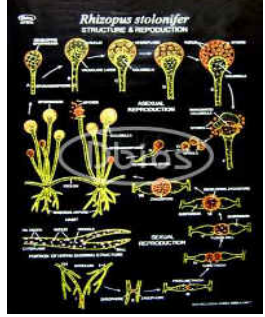
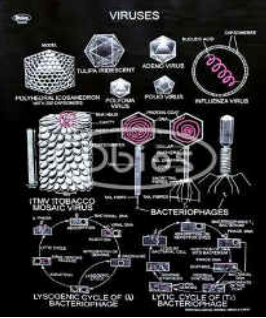

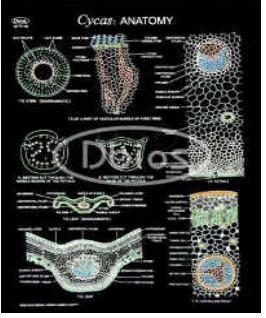


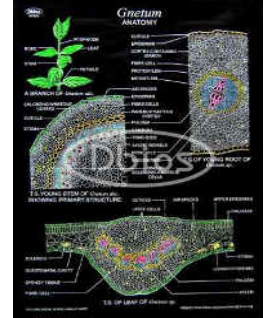
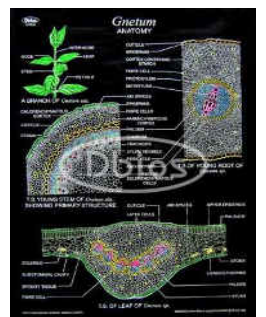
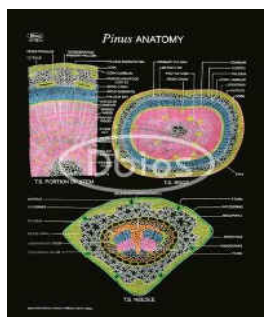
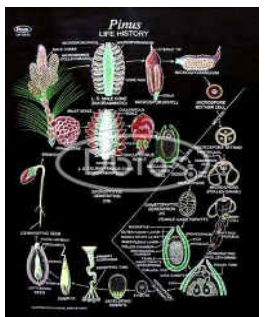
Botony Black Rexine Chart

ANGIOSPERMS	 <p>Parts Of A Plant (Mustard) OCH-150</p>	 <p>Plant Cell (Ultra Structure) OCH-145</p>	 <p>Plant Kingdom - I (Flowering) OCH-151</p>	 <p>Plant Kingdom - II (Non-flowering) OCH-151A</p>
ANGIOSPERMS	 <p>Structure Of Chromosome During Meiosis OCH-149</p>	 <p>Structure Of Chromosome During Mitosis OCH-148</p>	 <p>Types Of Flowers OCH-220</p>	
BRYOPHYTA	 <p>Anthoceros Structure & Reproduction OCH-113</p>	 <p>Funaria (Moss) Life History OCH-113A</p>	 <p>Marchantia Structure & Life History OCH-112</p>	 <p>Riccia Str. & Reproduction OCH-111</p>
FLOWER AND EMBRYOLOGY	 <p>Development Of Dicot Embryo Capsella OCH-212</p>	 <p>Development Of Embryo And Endosperms OCH-205</p>	 <p>Development Of Embryo In Sagittaria OCH-206</p>	 <p>Development Of Monocot Embryo OCH-212</p>

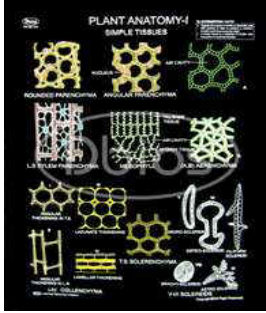
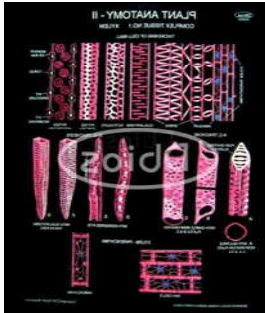
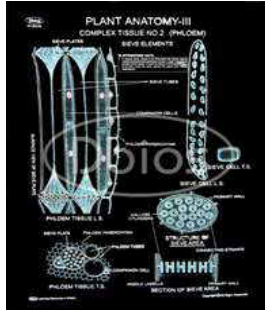
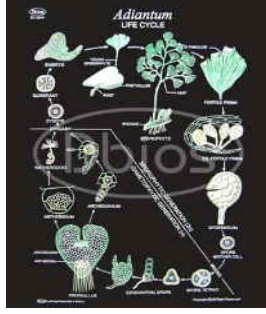





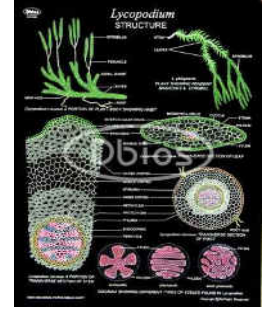
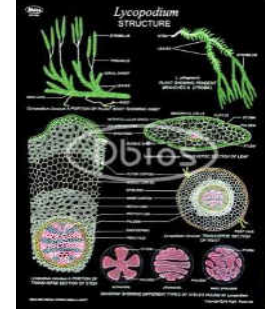
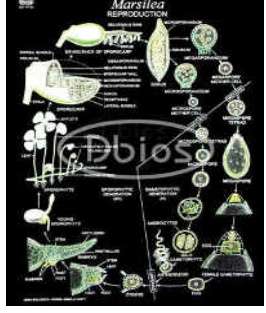
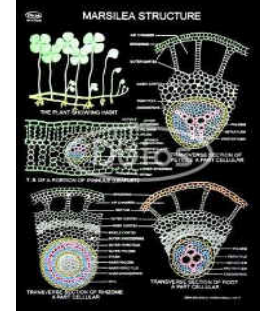
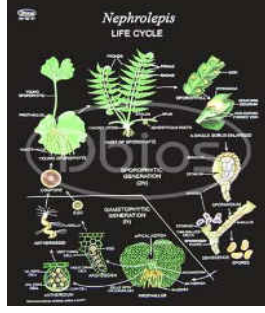

Botony Black Rexine Chart

<p style="writing-mode: vertical-rl; transform: rotate(180deg);">FLOWER AND EMBRYOLOGY</p>	 <p>Fertilization Showing Germination Of Pollen Grain OCH-201</p>	 <p>Germination Of Pollen Grain OCH-202</p>	 <p>Megasporesis OCH-204</p>	 <p>Microsporangium OCH-208</p>
<p style="writing-mode: vertical-rl; transform: rotate(180deg);">FLOWER AND EMBRYOLOGY</p>	 <p>Parts Of Flower OCH-200</p>	 <p>T.S. Anther & Its Development OCH-203</p>	 <p>Types Of Embryo Sacs OCH-209</p>	
<p style="writing-mode: vertical-rl; transform: rotate(180deg);">FUNGI</p>	 <p>Agaricus Campestris (Mushroom) OCH-100</p>	 <p>Albugo Candida OCH-97</p>	 <p>Aspergillus OCH-103</p>	 <p>Bacteria Reproduction OCH-94</p>
<p style="writing-mode: vertical-rl; transform: rotate(180deg);">FUNGI</p>	 <p>Bacteria Structure And Forms OCH-93</p>	 <p>Lichens OCH-102</p>	 <p>Mucor Structure & Reproduction OCH-91</p>	 <p>Penicillium OCH-96</p>

Botony Black Rexine Chart

<p style="writing-mode: vertical-rl; transform: rotate(180deg);">FUNGI</p>	 <p>Peziza Structure & Reproduction OCH-101</p>	 <p>Phytophthora Infestans OCH-98</p>	 <p>Puccinia Graminis Life Cycle OCH-99</p>	 <p>Rhizopus Structure & Reproduction OCH-90</p>
<p style="writing-mode: vertical-rl; transform: rotate(180deg);">FUNGI</p>	 <p>Viruses OCH-95</p>	 <p>Yeast Saccharomyces OCH-92</p>		
<p style="writing-mode: vertical-rl; transform: rotate(180deg);">GYMNASPERMS</p>	 <p>Cycas Anatomy OCH-131</p>	 <p>Cycas Life History OCH-130</p>	 <p>Ephedra Structure And Anatomy OCH-134</p>	 <p>Gnetum Anatomy OCH-133</p>
<p style="writing-mode: vertical-rl; transform: rotate(180deg);">GYMNASPERMS</p>	 <p>Gnetum Life Cycle OCH-133</p>	 <p>Pinus Anatomy OCH-136</p>	 <p>Pinus Life History OCH-135</p>	

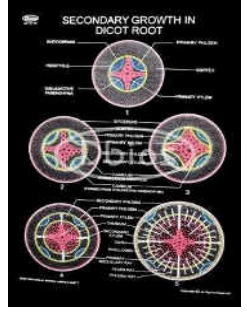
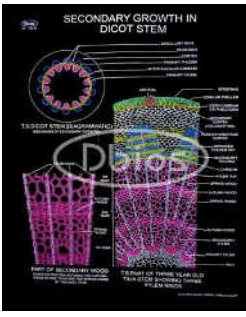

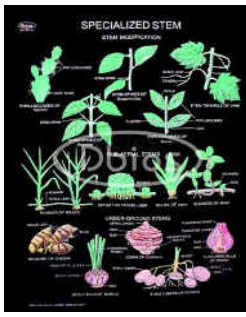

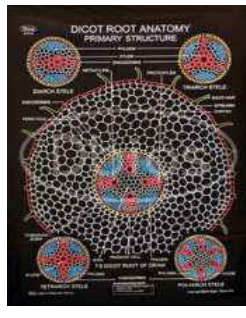
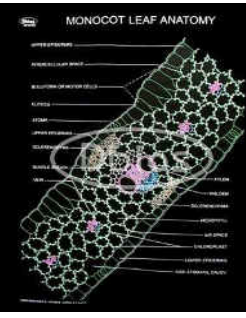
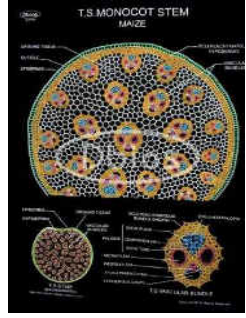
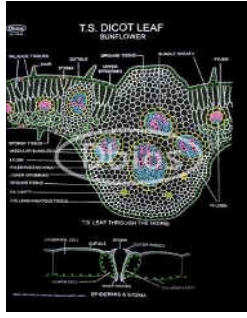
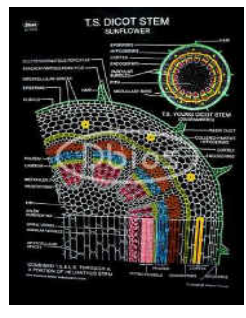
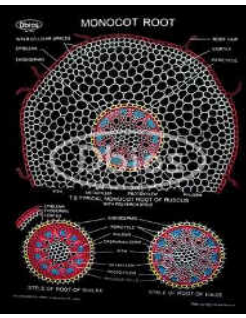


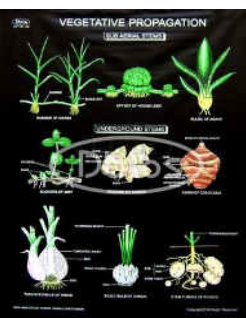
Botony Black Rexine Chart

<p style="writing-mode: vertical-rl; transform: rotate(180deg);">Histology</p>	 <p>Plant Anatomy Part I Simple Tissues; Parenchyma Collenchyma & Sclerenchyma</p> <p>OCH-221</p>	 <p>Plant Anatomy Part II Complex Tissues; Xylem</p> <p>OCH-222</p>	 <p>Plant Anatomy Part III Complex Tissue; Phloem</p> <p>OCH-223</p>	
<p style="writing-mode: vertical-rl; transform: rotate(180deg);">PTERIDOPHYTA</p>	 <p>Adiantum Life History</p> <p>OCH-123</p>	 <p>Adiantum Structure</p> <p>OCH-123A</p>	 <p>Aspidium (Fern) Life History</p> <p>OCH-120</p>	 <p>Aspidium (Fern) Structure</p> <p>OCH-120A</p>
<p style="writing-mode: vertical-rl; transform: rotate(180deg);">PTERIDOPHYTA</p>	 <p>Equisetum Structure</p> <p>OCH-119A</p>	 <p>Equisetum-reproduction</p> <p>OCH-217</p>	 <p>Lycopodium Reproduction</p> <p>OCH-118A</p>	 <p>Lycopodium Structure</p> <p>OCH-118</p>
<p style="writing-mode: vertical-rl; transform: rotate(180deg);">PTERIDOPHYTA</p>	 <p>Marsilea Reproduction</p> <p>OCH-117</p>	 <p>Marsilea Structure</p> <p>OCH-117A</p>	 <p>Nephrolepis (Fern) L. H.</p> <p>OCH-122</p>	 <p>Nephrolepis (Fern) Structure</p> <p>OCH-122A</p>




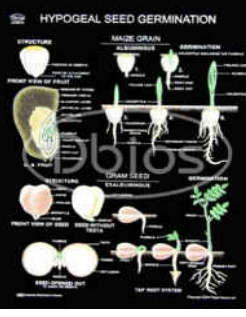

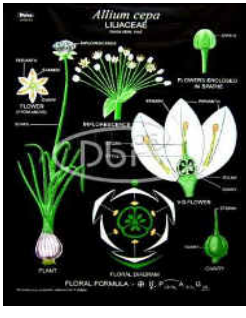


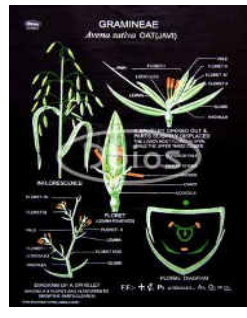
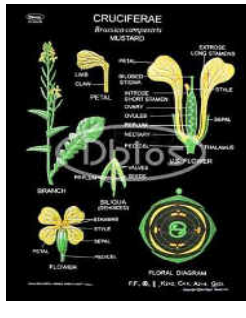
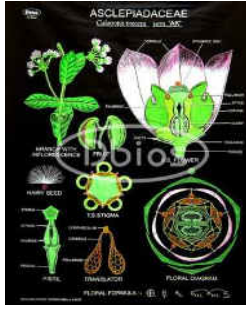

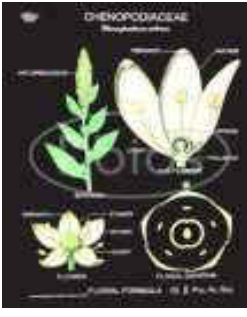
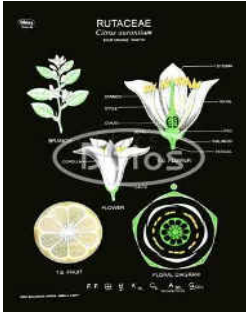


Botony Black Rexine Chart

PTERIDOPHYTA	<p>Psilotum Life History OCH-116</p>	<p>Psilotum Structure OCH-116A</p>	<p>Pteris (Fern) Life History OCH-121</p>	<p>Pteris (Fern) Structure OCH-121A</p>
PTERIDOPHYTA	<p>Selaginella Reproduction OCH-115</p>	<p>Selaginella Structure OCH-115A</p>		
ROOTS, STEMS, LEAVES	<p>Aerial Stem Modification OCH-183</p>	<p>Artificial Vegetative Propagation OCH-186</p>	<p>Compound Leaves OCH-193</p>	<p>Leaf Laminaa OCH-195</p>
ROOTS, STEMS, LEAVES	<p>Leaf Modification OCH-184</p>	<p>Leaf Venation OCH-192</p>	<p>Phyllotaxy OCH-194</p>	<p>Root Modification OCH-182</p>


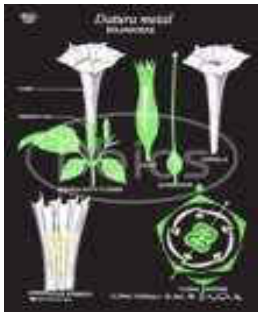

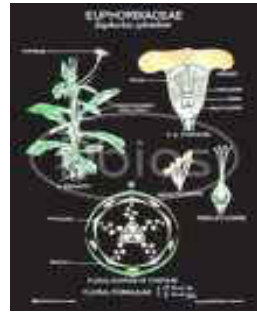
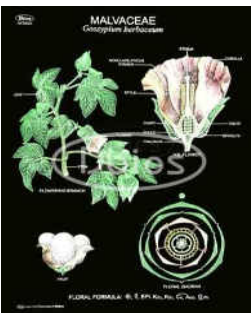
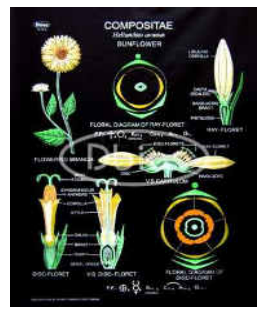
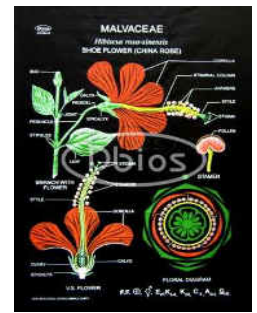


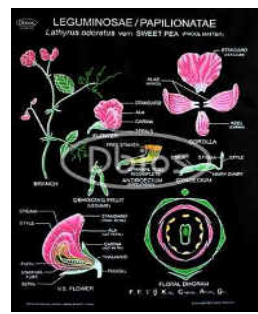





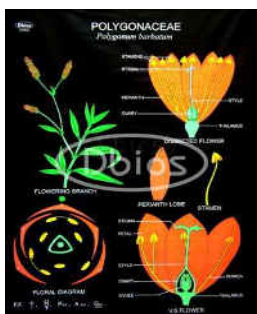
Botony Black Rexine Chart

ROOTS, STEMS, LEAVES	 <p>Secondary Growth In Dicot OCH-181</p>	 <p>Secondary Growth In Dicot OCH-180</p>	 <p>Simple Leaves OCH-190</p>	 <p>Specialized Stems OCH-187</p>
ROOTS, STEMS, LEAVES	 <p>Stipules OCH-191</p>	 <p>T.S. Dicot Root OCH-174</p>	 <p>T.S. Monocot Leaf OCH-179</p>	 <p>T.S. Monocot Stem OCH-177</p>
ROOTS, STEMS, LEAVES	 <p>T.S. Dicot Leaf OCH-178</p>	 <p>T.S. Dicot Stem OCH-176</p>	 <p>T.S. Monocot Root OCH-175</p>	 <p>Types Of Leaves OCH-189</p>
ROOTS, STEMS, LEAVES	 <p>Typical Leaf Showing Parts OCH-188</p>	 <p>Vegetative Propagation OCH-185</p>		

Botony Black Rexine Chart

<p style="writing-mode: vertical-rl; transform: rotate(180deg);">SEEDS AND FRUITS</p>	 <p>Classification Of Fruits</p> <p>OCH-170</p>	 <p>dispersal-of-seeds--fruits-</p> <p>OCH-169</p>	 <p>Epigeal Seed Germination (Bean & Sunflower)</p> <p>OCH-165</p>	 <p>Hypogeal Seed Germination (Gram & Maize)</p> <p>OCH-164</p>
<p style="writing-mode: vertical-rl; transform: rotate(180deg);">TAXOLOGY</p>	 <p>Acacia Nilotica (Mimosoideae)</p> <p>OCH-245</p>	 <p>Allium Cepa (Onion)</p> <p>OCH-268</p>	 <p>Althaea Rosea (Holly)</p> <p>OCH-238</p>	 <p>Argemone Mexicana</p> <p>OCH-235</p>
<p style="writing-mode: vertical-rl; transform: rotate(180deg);">TAXOLOGY</p>	 <p>Avena Sativa (Oat)</p> <p>OCH-269</p>	 <p>Brassica Campestris (Mustard)</p> <p>OCH-233</p>	 <p>Calotropis Procera (Aak)</p> <p>OCH-260</p>	 <p>Cassia Fistula (Caesalpinioideae)</p> <p>OCH-244</p>
<p style="writing-mode: vertical-rl; transform: rotate(180deg);">TAXOLOGY</p>	 <p>Chenopodium Album</p> <p>OCH-251</p>	 <p>Citrus Aurantium</p> <p>OCH-241</p>	 <p>Clitoria Ternetea</p> <p>OCH-275</p>	 <p>Cocos Nucifera</p> <p>OCH-279</p>




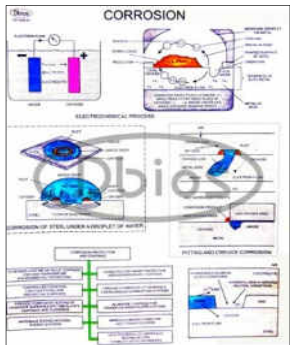
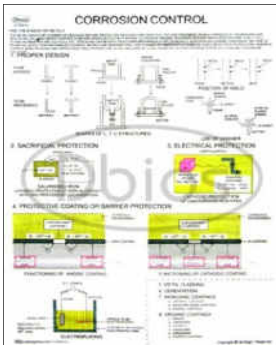
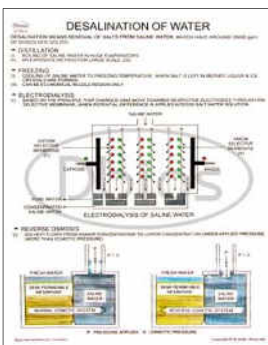

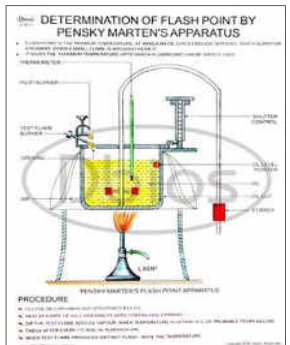




Botony Black Rexine Chart

<p style="writing-mode: vertical-rl; transform: rotate(180deg);">TAXOLOGY</p>	 <p>UMBELLIFERAE <i>Coriandrum sativum</i> (Dhania)</p> <p>Coriandrum Sativum (Dhania) OCH-271</p>	 <p>Datura Metal OCH-277</p>	 <p>DELPHINIACEAE <i>Delphinium ajacis</i> (Larkspur)</p> <p>Delphinium Ajacis (Larkspur) OCH-232</p>	 <p>EUPHORBACEAE <i>Euphorbia splendens</i></p> <p>Euphorbia Splendens OCH-254</p>
<p style="writing-mode: vertical-rl; transform: rotate(180deg);">TAXOLOGY</p>	 <p>MALVACEAE <i>Gossypium herbaceum</i></p> <p>Gossypium Herbaceum OCH-240</p>	 <p>COMPOSITAE <i>Helianthus annuus</i> (Sunflower)</p> <p>Helianthus Annuus (Sunflower) OCH-256</p>	 <p>MALVACEAE <i>Hibiscus rosa-sinensis</i> (Shoe Flower)</p> <p>Hibiscus Rosa Sinensis (Shoe Flower) OCH-239</p>	 <p>Ioxra Coccinea OCH-278</p>
<p style="writing-mode: vertical-rl; transform: rotate(180deg);">TAXOLOGY</p>	 <p>CONVOLVULACEAE <i>Ipomoea palmata</i></p> <p>Ipomoea Palmata OCH-272</p>	 <p>LEGUMINOSAE/PAPILIONATAE <i>Lathyrus odoratus</i> (Papilionatae)</p> <p>Lathyrus Odoratus (Papilionatae) OCH-243</p>	 <p>CUCURBITACEAE <i>Luffa aegyptiaca</i></p> <p>Luffa Aegyptiaca OCH-249</p>	 <p>APURCANEAE <i>Nerium odorum</i> (Oleander)</p> <p>Nerium Odorum (Oleander) OCH-264</p>
<p style="writing-mode: vertical-rl; transform: rotate(180deg);">TAXOLOGY</p>	 <p>LAMIACEAE <i>Ocimum basilicum</i></p> <p>Ocimum Basilicum OCH-263</p>	 <p>PAPAVERACEAE <i>Papaver rhoeas</i> (Garden Poppy)</p> <p>Papaver Rhoas (Garden Poppy) OCH-234</p>	 <p>SOLANACEAE <i>Petunia hybrida</i></p> <p>Petunia Hybrida OCH-259</p>	 <p>POLYGONACEAE <i>Polygonum</i></p> <p>Polygonum OCH-255</p>

Botony Black Rexine Chart

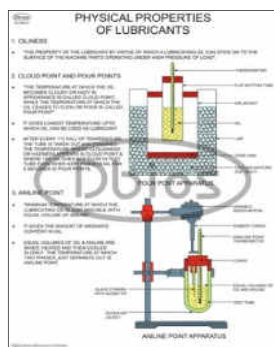
TAXOLOGY	<p>RANUNCULACEAE <i>Polygomon</i></p> <p>Polygomon OCH-255</p>	<p>EUPHORBIACEAE <i>Ricinus Communis</i></p> <p>Ricinus Communis OCH-252</p>	<p>ROSACEAE TYPE <i>Rosa Indica</i>, ROSE, VERINGULAB</p> <p>Rosa Indica (Rose) OCH-246</p>	<p>LABIATAE <i>Salvia Officialis</i></p> <p>Salvia Officialis OCH-262</p>
TAXOLOGY	<p>SOLANACEAE <i>Solanum Nigrum</i></p> <p>Solanaceae Solanum Nigrum OCH-258</p>	<p><i>Tridax procumbens</i></p> <p>tridax-procumbens- OCH-314</p>	<p>GRAMINEAE <i>Triticum Vulgare</i> (WHEAT)</p> <p>Triticum Vulgare (Wheat) OCH-273</p>	<p>GRAMINEAE <i>Zea Mays</i> (MAIZE)</p> <p>Zea Mays (Maize) OCH-270</p>

Chemistry Chart

Sr. No	Item Name	Page No.		
1	Engg. Chemistry Charts	1		
2	General	2		
3	Inorganic	3		
4	Organic	4		
5	Physical Properties Of Lubricants	5		
Engg. Chemistry Charts	 <p>Additives For Lubricants OCH-957</p>	 <p>Boiler Problems OCH-953</p>	 <p>Chemical Properties Of Lubricants OCH-959</p>	 <p>Corrosion OCH-929</p>
	 <p>Corrosion Control OCH-956</p>	 <p>Desalination Of Water OCH-955</p>	 <p>Determination Of Alkalinity Of Water OCH-962</p>	 <p>Determination Of Flash Point By Pensky Martin's Apparatus OCH-965</p>
	 <p>Determination Of Hardness By EDTA Method OCH-963</p>	 <p>Determination Of Viscosity By Redwood Viscometer OCH-964</p>	 <p>Phase Diagram Of One Component Systems OCH-951</p>	 <p>Phase Diagram Of Two Component Systems OCH-952</p>

Chemistry Chart


Engg. Chemistry Charts



Physical Properties Of Lubricants
OCH-958



Polymer Composites
OCH 960




Preparation Of Phenol Formaldehyde Resin
OCH 967



Preparation Of Urea Formaldehyde Resin
OCH-966


Engg. Chemistry Charts



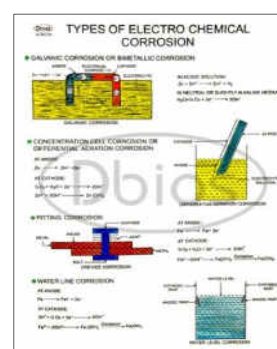
Softening Of Water
OCH-954



Titrimetric Methods Of Analysis
OCH-961




Treatment Of Water For Domestic Use
OCH-970



Types Of Electrochemical Corrosion
OCH-972

Engg. Chemistry Charts



Types Of Mechanism Of Corrosion
OCH-971


GENERAL



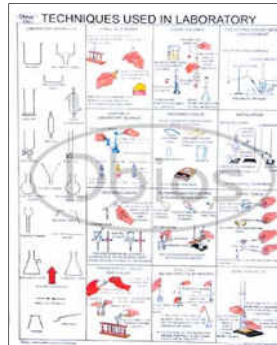
First Aid In Laboratory
OCH-939



Laboratory Safety Measures
OCH-940



Periodic Tables Of The Elements
OCH-877



Techniques Used In Laboratory
OCH-941

Chemistry Chart

INORGANIC

ACIDS, BASES & SALTS

ACIDS
 Acids are substances which give the characteristic taste of acid. They are sour in taste. They turn blue litmus to red. They react with metals to form salts and hydrogen gas. They react with carbonates and bicarbonates to form salts, carbon dioxide and water. They react with bases to form salts and water.

BASES
 Bases are substances which give the characteristic taste of alkali. They are bitter in taste. They turn red litmus to blue. They react with acids to form salts and water. They react with metal ions to form insoluble hydroxides. They react with acidic oxides to form salts and water.

PROTON ACCEPTORS
 Acids are proton donors. Bases are proton acceptors.

SALTS
 Salts are formed by the reaction of an acid and a base. They are neutral in nature. They are formed by the reaction of an acid and a metal. They are formed by the reaction of an acid and a metal oxide. They are formed by the reaction of an acid and a metal hydroxide.

CHOOSING A METHOD OF MAKING A SALT

pH SCALE

Acids, Bases & Salts
OCH-936

CHEMICAL ANALYSIS OF FOOD ARTICLES

1. IDENTIFICATION
 The first step in the analysis of a food article is to identify it. This is done by observing its appearance, smell, and taste. It is also important to know the source of the food article.

2. PRELIMINARY TESTS
 Preliminary tests are performed to detect the presence of various ions and functional groups. These tests include flame test, barium chloride test, sodium carbonate test, and various color tests.

3. QUALITATIVE ANALYSIS
 Qualitative analysis is the process of identifying the ions present in a sample. It is done by performing a series of tests on the sample.

4. QUANTITATIVE ANALYSIS
 Quantitative analysis is the process of determining the amount of a substance in a sample. It is done by various methods such as gravimetric analysis, volumetric analysis, and colorimetry.

Chemical Analysis Of Food Articles
OCH-946

CORROSION

1. DEFINITION
 Corrosion is the process of gradual destruction of a metal by the action of its environment. It is a natural process and occurs in all metals.

2. TYPES OF CORROSION
 There are several types of corrosion, including uniform corrosion, galvanic corrosion, pitting corrosion, and stress corrosion cracking.

3. FACTORS AFFECTING CORROSION
 The rate of corrosion is affected by several factors, including the nature of the metal, the nature of the environment, and the presence of impurities.

4. PREVENTION OF CORROSION
 Corrosion can be prevented by various methods, including the use of protective coatings, cathodic protection, and the use of corrosion-resistant materials.

Corrosion
OCH-929

DETERMINATION OF MOLECULAR MASS

1. COLLIGATIVE PROPERTIES
 Colligative properties are properties that depend on the number of particles in a solution, not on the nature of the particles. They include relative lowering of vapour pressure, boiling point elevation, freezing point depression, and osmotic pressure.

2. DETERMINATION OF MOLECULAR MASS
 The molecular mass of a substance can be determined by measuring its colligative properties. This is done by comparing the colligative property of a solution of the substance with that of a standard solution.

Determination Of Molecular Mass
OCH-894

INORGANIC

DISTILLATION

1. DEFINITION
 Distillation is a process of separating a mixture of liquids based on their boiling points. It involves heating the mixture to form a vapor, which is then condensed and collected.

2. TYPES OF DISTILLATION
 There are several types of distillation, including simple distillation, fractional distillation, and steam distillation.

3. APPLICATIONS
 Distillation is used in various industries, including the production of alcohol, the purification of water, and the separation of mixtures.

Distillation
OCH-923

ELECTROLYSIS

1. DEFINITION
 Electrolysis is a process of using an electric current to drive a non-spontaneous chemical reaction. It is used for the purification of metals and the production of various chemicals.

2. TYPES OF ELECTROLYSIS
 There are two types of electrolysis: electrolysis of molten salts and electrolysis of aqueous solutions.

3. APPLICATIONS
 Electrolysis is used in various industries, including the production of aluminum, the purification of copper, and the production of hydrogen and oxygen.

Electrolysis
OCH-937

ESTIMATION OF NITROGEN

1. DUMAS METHOD
 The Dumas method is a method of estimating nitrogen in an organic compound. It involves heating the compound in a stream of carbon dioxide, which converts the nitrogen into nitrogen gas. The volume of nitrogen gas is then measured.

2. MICRO-KJELDAHL METHOD
 The micro-Kjeldahl method is a method of estimating nitrogen in a small amount of an organic compound. It involves digesting the compound with sulfuric acid, which converts the nitrogen into ammonium ions. The ammonium ions are then distilled as ammonia, which is then measured.

Estimation Of Nitrogen
OCH-893

EXTRACTION OF ALUMINIUM

1. PURIFICATION OF Bauxite
 Bauxite is the primary source of aluminum. It is purified by the Bayer process, which involves dissolving the bauxite in sodium hydroxide to form sodium aluminate, which is then precipitated as aluminum hydroxide.

2. ELECTROLYSIS OF FUSED ALUMINA
 Aluminum is extracted from aluminum oxide by electrolysis. The aluminum oxide is dissolved in molten cryolite, and the resulting solution is electrolyzed to produce molten aluminum metal.

Extraction Of Aluminium
OCH-905

INORGANIC

EXTRACTION OF COPPER

1. CONCENTRATION
 The first step in the extraction of copper is to concentrate the ore. This is done by leaching the ore with sulfuric acid to form a copper sulfate solution.

2. ROASTING
 The concentrated ore is roasted to remove any water and to convert the copper into a more stable form.

3. SMELTING
 The roasted ore is smelted in a blast furnace to produce a molten matte.

4. REFINING
 The matte is refined by the electrolytic method to produce pure copper metal.

Extraction Of Copper
OCH-906

EXTRACTION OF IRON

1. CONCENTRATION
 The first step in the extraction of iron is to concentrate the ore. This is done by crushing the ore and removing the gangue.

2. ROASTING OR CALCINATION
 The concentrated ore is roasted to remove any water and to convert the iron into a more stable form.

3. SMELTING
 The roasted ore is smelted in a blast furnace to produce molten pig iron.

Extraction Of Iron
OCH-920

EXTRACTION OF METALS

1. DEFINITION
 The extraction of metals involves the reduction of metal ions to the metal. This is done by various methods, including electrolysis, reduction by carbon, and reduction by other metals.

2. TYPES OF METALS
 Metals are classified into different groups based on their extraction methods. These include highly reactive metals, moderately reactive metals, and unreactive metals.

Extraction Of Metals
OCH-896

MANUFACTURE OF AMMONIA

1. HARRIS PROCESS
 The Harris process is a method of manufacturing ammonia. It involves the reaction of nitrogen and hydrogen gases under high pressure and temperature in the presence of an iron catalyst.

2. LABORATORY PREPARATION
 Ammonia can be prepared in the laboratory by the reaction of calcium cyanamide with steam.

Manufacture Of Ammonia
OCH-901

INORGANIC

MANUFACTURE OF SULPHURIC ACID

1. CONTACT PROCESS
 The contact process is the most common method of manufacturing sulfuric acid. It involves the oxidation of sulfur dioxide to sulfur trioxide, which is then dissolved in water to form sulfuric acid.

2. TYPES OF SULPHURIC ACID
 Sulfuric acid is available in different concentrations, including concentrated sulfuric acid and dilute sulfuric acid.

Manufacture Of Sulphuric Acid
OCH-902

MANUFACTURING OF CEMENT

1. DEFINITION
 Cement is a binding material that is used in construction. It is made by heating a mixture of limestone and clay in a kiln to form clinker, which is then ground to form cement.

2. TYPES OF CEMENT
 There are several types of cement, including ordinary Portland cement, high-strength cement, and white cement.

Manufacturing Of Cement
OCH-943

ORGANOMETALLIC COMPOUNDS

1. DEFINITION
 Organometallic compounds are compounds that contain a metal atom bonded to one or more carbon atoms. They are used in various industries, including catalysis and materials science.

2. TYPES OF ORGANOMETALLIC COMPOUNDS
 Organometallic compounds are classified into different groups based on the nature of the metal and the nature of the organic group.

Organometallic Compounds
OCH-945

OXIDATION AND REDUCTION

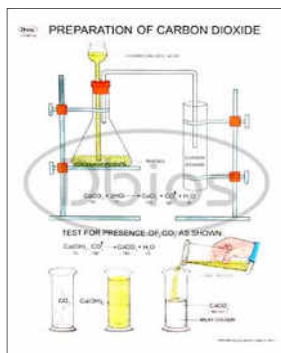
1. DEFINITION
 Oxidation is the loss of electrons, and reduction is the gain of electrons. These two processes always occur together in a redox reaction.

2. TYPES OF REDOX REACTIONS
 Redox reactions can be classified into different types, including combustion reactions, displacement reactions, and disproportionation reactions.

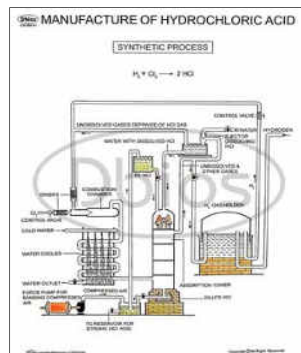
Oxidation & Reduction
OCH-912

Chemistry Chart

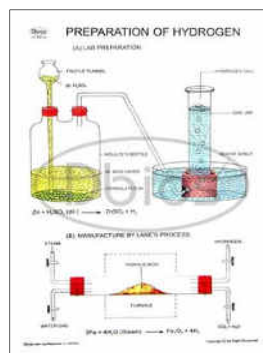
INORGANIC



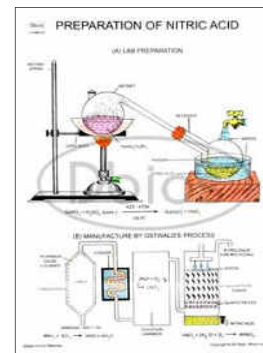
**Preparation Of Carbon
OCH-903**



**Preparation Of Hydro Chloric
OCH-904**

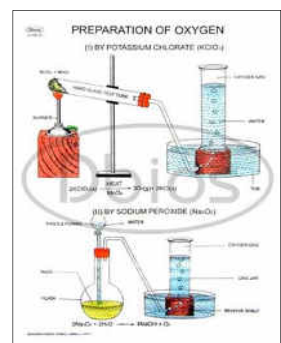


**Preparation Of Hydrogen
OCH-899**

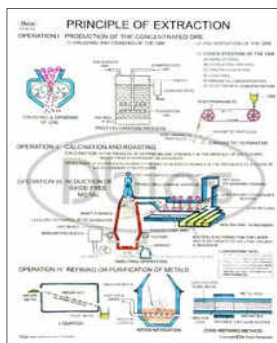


**Preparation Of Nitric Acid
OCH-900**


INORGANIC



**Preparation Of Oxygen
OCH-898**

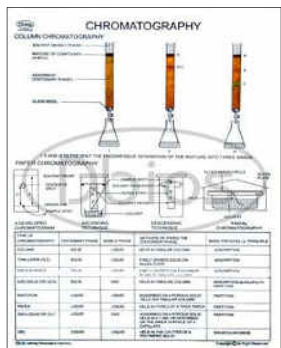


**Principle Of Extraction
OCH-927**

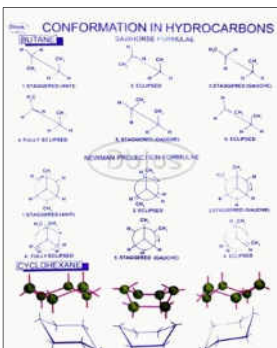


**Soap Manufacturing
OCH-924**

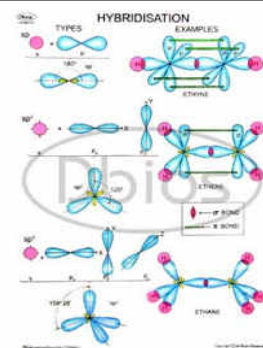
ORGANIC




**Chromatography
OCH-934**



**Confirmation In
Hydrocarbons
OCH-885**

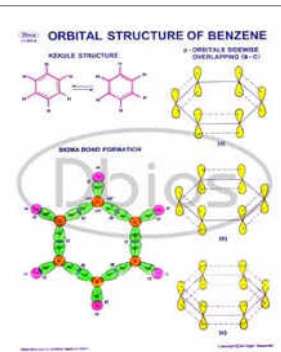


**Hybridisation
OCH-883**

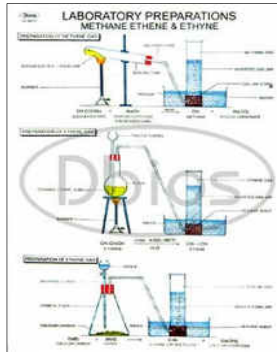


**Natural & Synthetic Rubbers
OCH-918**

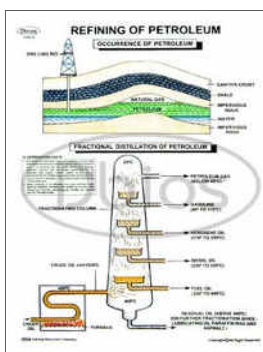
ORGANIC



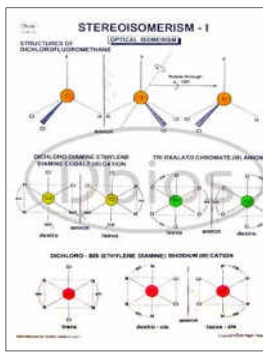
**Orbital Structure Of Benzene
OCH-884**



**Preparation Of CH_4 , C_2H_4 &
 C_2H_2
OCH-926**



**Refining Of Petroleum
OCH-897**

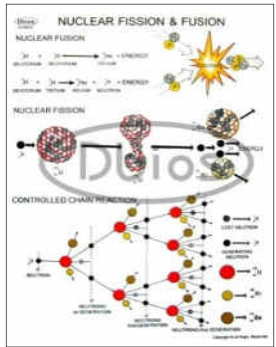
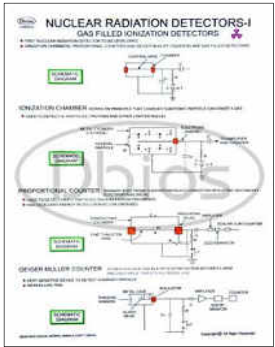

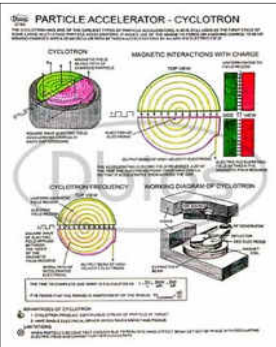



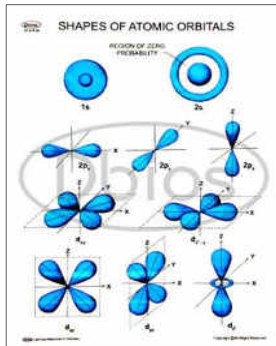

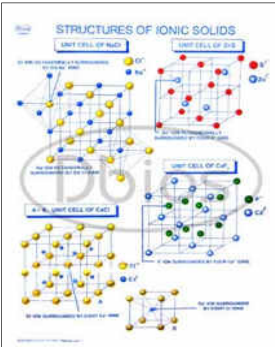
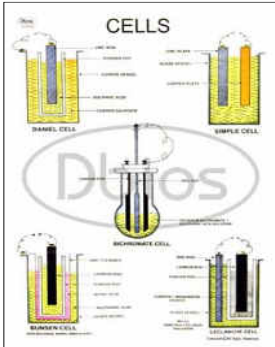
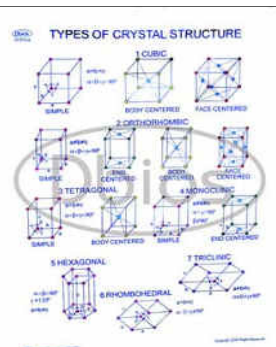


**Stereoisomerism Part - I
OCH-891**

Chemistry Chart

ORGANIC	<p>STEREISOMERISM - II OPTICAL ISOMERISM (ENANTIOMERS) OPTICALLY ACTIVE CHROMIUM ION CATION TRIS(ETHYLENE DIAMINE) CHROMIUM ION TRIS(ETHYLENE DIAMINE) CHROMIUM ION TRIS(ETHYLENE DIAMINE) CHROMIUM ION FEW EXAMPLES NOT SHOWING GEOMETRICAL ISOMERISM 3-METHYLPROPENE 1-BUTENE PROPENE</p>	<p>STRUCTURAL ISOMERISM - I CHAIN ISOMERISM POSITION ISOMERISM FUNCTIONAL ISOMERISM 1-PENTANE 2-PENTANE 3-PENTANE 1-BUTENE 2-BUTENE 3-BUTENE 1-PROPENE 2-PROPENE 1-PROPANOL 2-PROPANOL 1-PROPANOL 2-PROPANOL</p>	<p>STRUCTURAL ISOMERISM - II FUNCTIONAL ISOMERISM METAMERISM TAUTOMERISM 1,5-HEXANEDINE L-GLUTAMINE 1,4-DIETHYLENEAMINE 1,3-DI(ETHYLENE)PROPANEDINE PROP-1-ENE PROP-2-ENE PROP-1-ENE PROP-2-ENE</p>	<p>SYNTHETIC DYES</p>	<p>Stereoisomerism Part - II Structural Isomerism Part - I Structural Isomerism Part - II Synthetic Dyes</p> <p>OCH-892 OCH-889 OCH-890 OCH-935</p>
ORGANIC	<p>SYNTHETIC POLYMERS THERMOPLASTIC POLYMERS THERMOSSETTING POLYMERS</p>				<p>Synthetic Polymers</p> <p>OCH-917</p>
Physical	<p>3-D ARRANGEMENTS IN SOLIDS PACKING OF SPHERES (LAYER ON FIRST LAYER) CUBIC CLOSE PACKING HEXAGONAL CLOSE PACKING CUBIC CRYSTALLINE STRUCTURE CUBIC CRYSTALLINE STRUCTURE CUBIC CRYSTALLINE STRUCTURE</p>	<p>ATOMIC REACTOR</p>	<p>FORMATION OF MOLECULAR ORBITALS ATOMIC ORBITALS MOLECULAR ORBITALS 1s, 2s, 2p, 3s, 3p, 3d σ, π, δ, σ*, π*, δ*</p>	<p>GEOMETRY OF MOLECULES - I HYBRIDIZATION LINEAR TRIGONAL PLANAR TETRAHEDRAL TRIGONAL BIPYRAMIDAL</p>	<p>3D Arrangement In Solids Atomic Reactor Formation Of Molecular Orbitals Geometry Of Molecules Part - I</p> <p>OCH-888 OCH-868 OCH-880 OCH-881</p>
Physical	<p>GEOMETRY OF MOLECULES - II HYBRIDIZATION OCTAHEDRAL SQUARE PLANAR TRIGONAL BIPYRAMIDAL TETRAHEDRAL TRIGONAL BIPYRAMIDAL TETRAHEDRAL TRIGONAL BIPYRAMIDAL TETRAHEDRAL</p>	<p>LATTICE DEFECTS POINT DEFECTS IN STOICHIOMETRIC CRYSTALS POINT DEFECTS IN NON-STOICHIOMETRIC CRYSTALS VACANCY DEFECTS INTERSTITIAL DEFECTS METAL DEFICIENT DEFECTS NON-METAL DEFICIENT DEFECTS</p>	<p>LIQUEFACTION OF GASES</p>	<p>MICHAELIS-MENTEN EQUATION $A + E \rightleftharpoons A \cdot E \xrightarrow{k_2} C + E$ Michaelis-Menten equation: $v = \frac{v_m [A]}{K_m + [A]}$</p>	<p>Geometry Of Molecules Part - II Lattice Defects Liquefaction Of Gases Michaelis-Menten Equation</p> <p>OCH-882 OCH-930 OCH-915 OCH-932</p>

Chemistry Chart

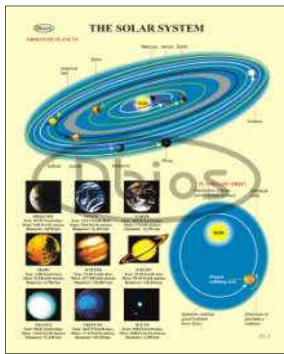
Physical	 <p>Nuclear Fission & Fusion OCH-869</p>	 <p>Nuclear Radiation Detectors OCH-846</p>	 <p>NUCLEAR RADIATION DETECTORS-II OCH-846A</p>	 <p>Particle-accelerator - Cyclotron OCH-530</p>
Physical	 <p>Radioactivity OCH-938</p>	 <p>Relative Energies Of Orbitals OCH-879</p>	 <p>Separation Of Substances OCH-909</p>	 <p>Shapes Of Atomic Orbitals OCH-878</p>
Physical	 <p>Structure Of Atom OCH-1060</p>	 <p>Structure Of Ionic Solids OCH-886</p>	 <p>Type of Cells OCH-907</p>	 <p>Types Of Crystal Structure OCH-872</p>

Geography Rexine Chart

Geography Rexine Chart	<p>Development Of River ODG 13</p>	<p>Dinosaurs ODG 08</p>	<p>Earth Coordinates And Map Projection ODG 16</p>	<p>Earthquake ODG 17</p>
Geography Rexine Chart	<p>Formation Of Coal ODG 11</p>	<p>Formation Of The Himalayas ODG 07</p>	<p>GALAXIES ODG 01</p>	<p>GLACIERS ODG 12</p>
Geography Rexine Chart	<p>Green House Effect ODG 14</p>	<p>Ozone Hole ODG 15</p>	<p>Planets ODG 05</p>	<p>Seasons Of The Year ODG 19</p>

Geography Rexine Chart


Geography Rexine Chart



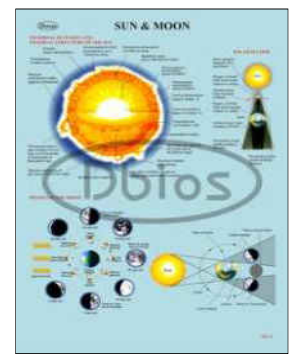
Solar System
ODG 03



Star
ODG 02



Structure Of Earth
ODG 18



Sun & Moon
ODG 04

Geography Rexine Chart



VOLCANOES
ODG 10

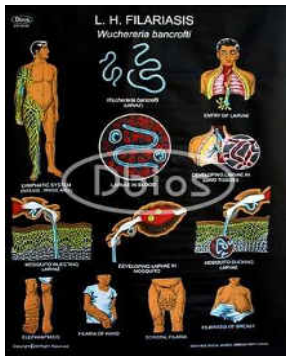
Human Rexine Chart

Sr. No.	Item Name	Page No.
1	Parasitology & Disease	1 - 2
2	Structures & Organs	2 - 4
3	System of Human Body	4 - 5

Parasitology & Disease	<p>Acquired Immuno Deficiency Syndrome (AIDS) OCH-34</p>	<p>Ancylostoma Duodenale (Hookworm) L.C. OCH-39</p>	<p>Ascaris Lumbricoides Life History OCH-37</p>	<p>Cardiovascular Disease OCH-23</p>
	<p>Cholera OCH-26</p>	<p>Colour Blindness & Hemophilla OCH-42</p>	<p>Deficiency Diseases OCH-40</p>	<p>Diarrhoea Och-29</p>
	<p>Dysentry OCH -28</p>	<p>Entamoeba (Life Cycle) OCH-33</p>	<p>Enterobius Vermicularis (Pinworm) OCH-35</p>	<p>Fasciola Hepatica (Liver Fluke) Life History OCH-38</p>

Human Rexine Chart

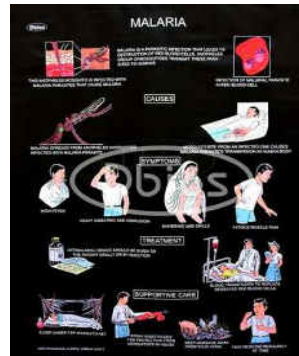
Parasitology & Disease



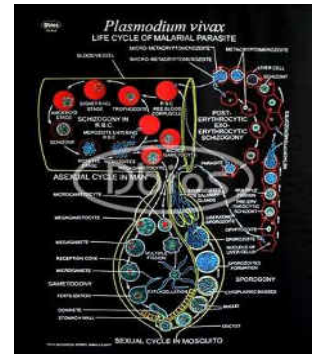
Filariasis
OCH-30



Leprosy
OCH-31

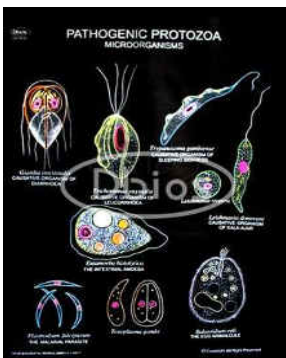


Malaria
OCH-24



Malarial Parasite Life History
OCH-36

Parasitology & Disease



Pathogenic Protozoa
OCH-32



Prevention Of Diseases
OCH-43

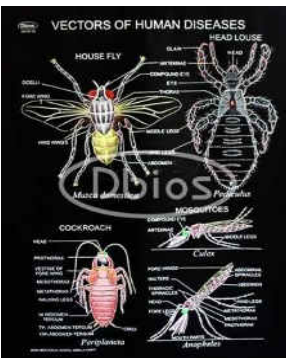


Tuberculosis
OCH-25



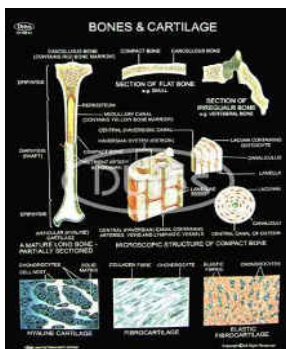
Typhoid
OCH-27

Parasitology & Disease



Vectors Of Human Diseases
OCH-41

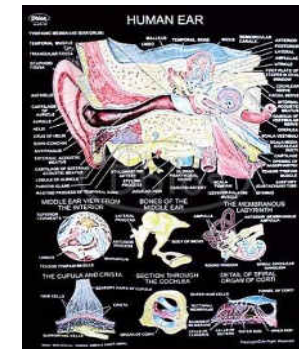
Structures & Organs



Bones & Cartilage



Brain



Ear



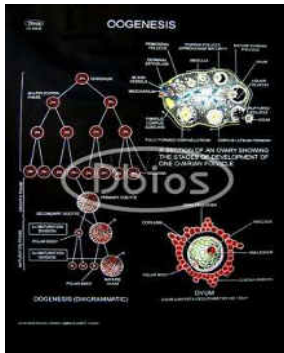
Embryo Development

Human Rexine Chart

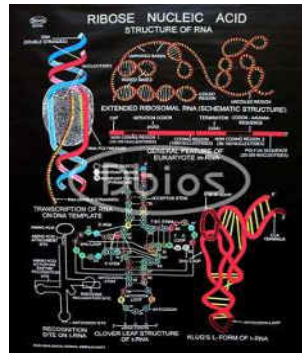
	OCH-596	OCH-565	OCH-573	OCH-586
Structures & Organs	<p>Eye OCH-572</p>	<p>Fertilization OCH-308</p>	<p>Gametogenesis OCH-307</p>	<p>Heart OCH-564</p>
Structures & Organs	<p>Human Anatomy OCH-587</p>	<p>Human Blood Cells OCH-587A</p>	<p>Human Joints OCH-590</p>	<p>Human Skin OCH-575</p>
Structures & Organs	<p>Kidney OCH-583</p>	<p>Menstrual Cycle OCH-592</p>	<p>Muscles OCH-595</p>	<p>Nose OCH-588</p>

Human Rexine Chart

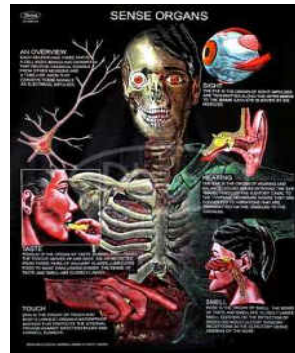
Structures & Organs



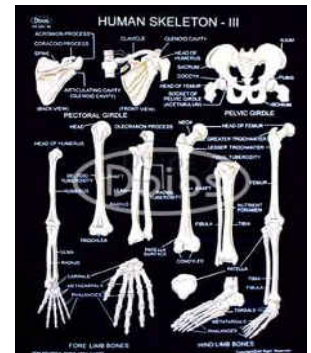
Oogenesis
OCH-309



RNA
OCH-11

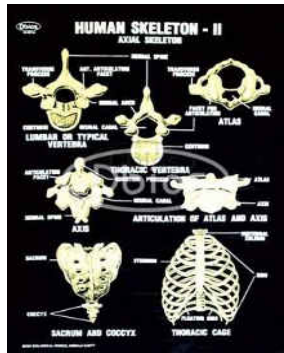


Sense Organs
OCH-594

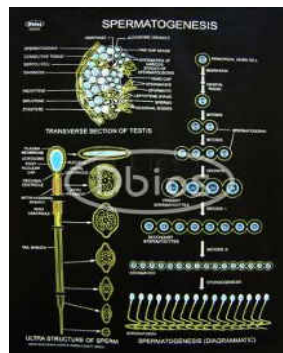


Skeleton III (Girdles & Limbs)
OCH-568

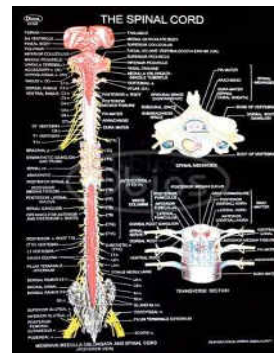
Structures & Organs



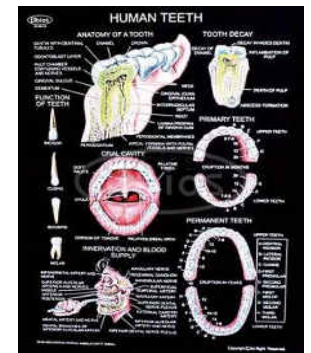
Skeleton-II (Vertebrae)
OCH-567



Spermatogenesis
OCH-310

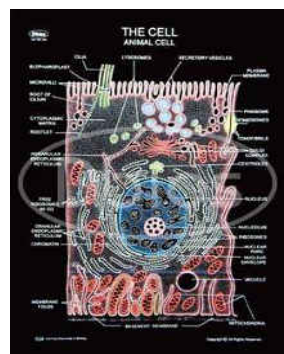


Spinal Cord
OCH-593

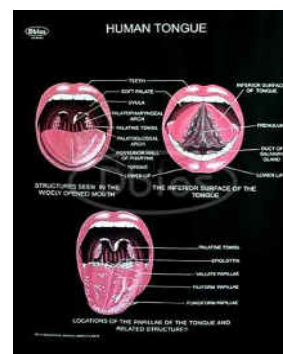


Teeth
OCH-581

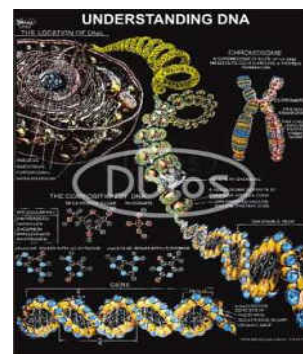
Structures & Organs



The Cell
OCH-301

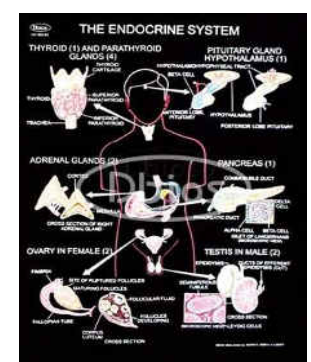
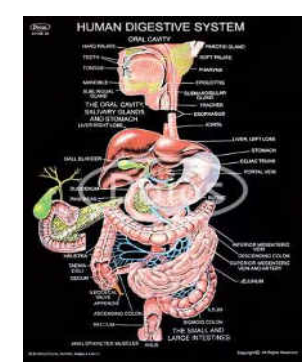
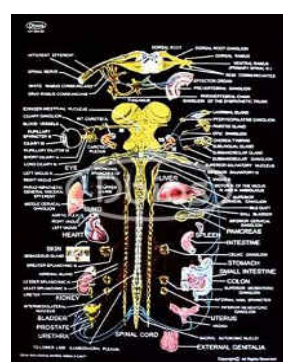
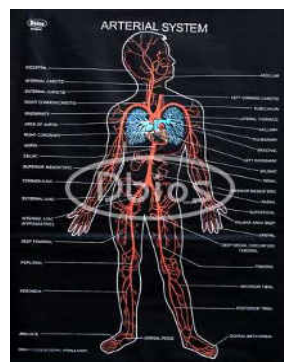


Tongue
OCH-589



Understanding DNA
OCH-10

System of Human Body

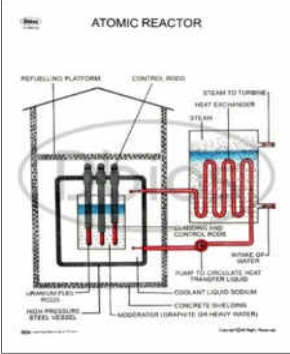
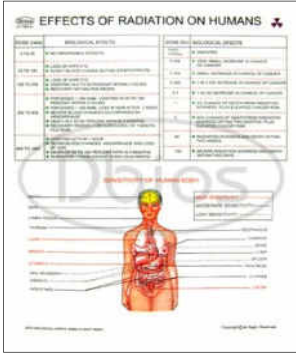
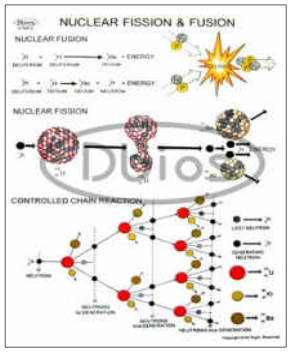


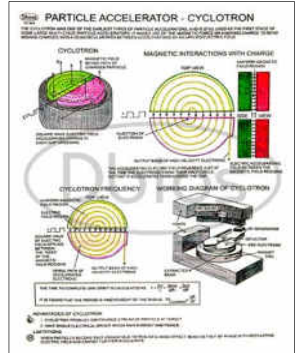
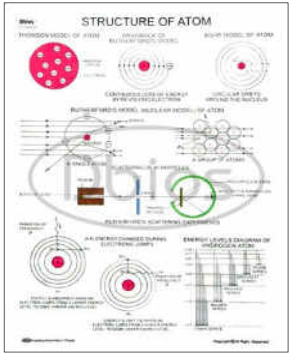

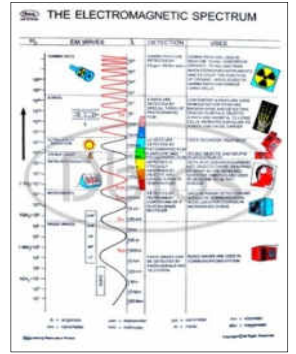
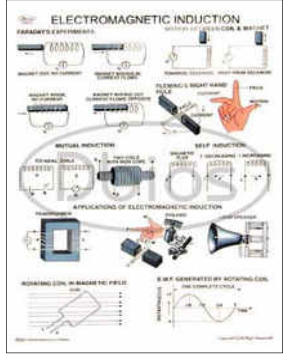
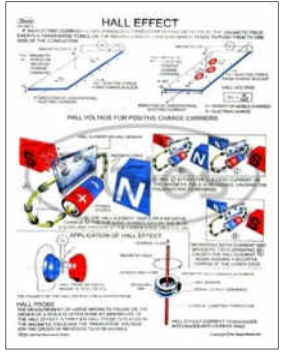


Human Rexine Chart

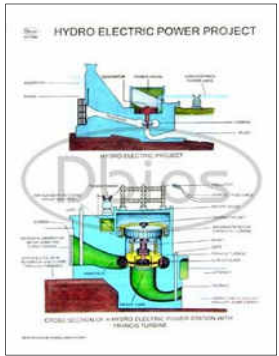

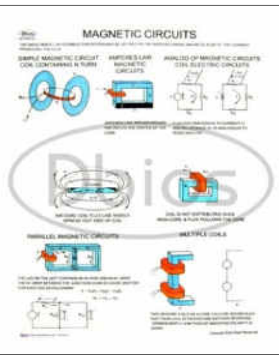

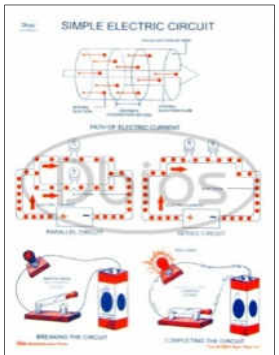

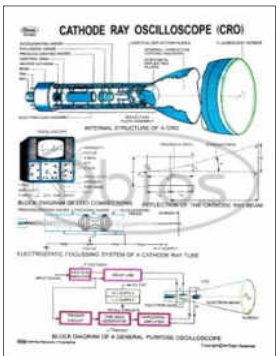
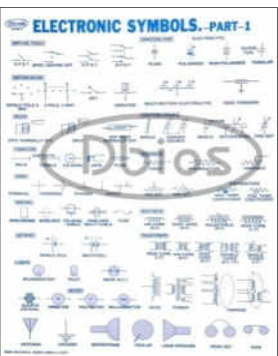
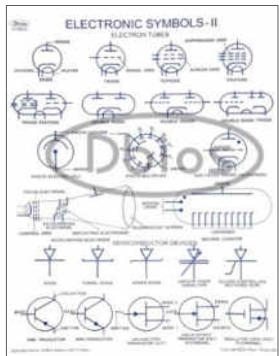
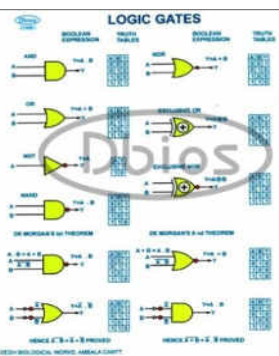
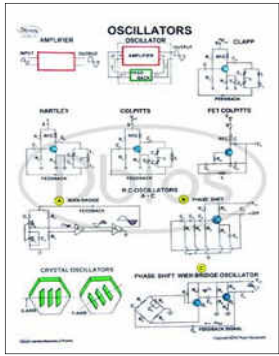
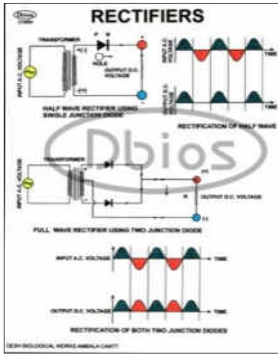
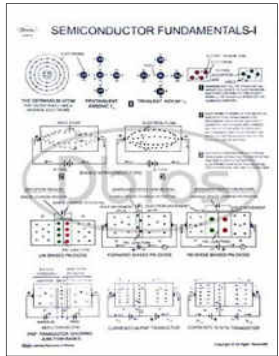

	Arterial System OCH-555	Autonomic Nervous System OCH-554	Digestive System OCH-558	Endocrine System OCH-563
System of Human Body	<p>Excretory System OCH-560</p>	<p>Female Reproductive System OCH-561</p>	<p>Human Immune System OCH-597</p>	<p>Lymphatic System OCH-557</p>
	<p>Male Reproductive System OCH-562</p>	<p>Muscular System OCH-551</p>	<p>Nervous System OCH-553</p>	<p>Respiratory System OCH-559</p>
System of Human Body	<p>Skeleton-I (Entire Skeleton, Vertebral Column & Skull) OCH-552</p>	<p>Venous System OCH-556</p>		

Physics Black Rexine Chart

Sr. no	Item Name	Page No.
1	ATOMIC & NUCLEAR PHYSICS	1
2	ELECTRICITY & MAGNETISM	1 - 2
3	ELECTRONICS	2 - 3
4	HEAT & THERMODYNAMICS	3
5	MECHANICS	3 - 4
6	MODERN PHYSICS	4
7	OPTICS	4 - 5
8	SOLID STATE PHYSICS	5
9	SPACE	6

Atomic and Nuclear Physics	 <p style="text-align: center;">Atomic Reactor OCH868</p>	 <p style="text-align: center;">Effect of Radiation on Humans OCH1064</p>	 <p style="text-align: center;">Nuclear Fission & Fusion OCH869</p>	 <p style="text-align: center;">Nuclear radiation detectors - I OCH846</p>
	 <p style="text-align: center;">Nuclear radiation detectors - II OCH846A</p>	 <p style="text-align: center;">Particle Accelerator- Cyclotron OCH499</p>	 <p style="text-align: center;">Structure Of Atom OCH-1060</p>	
	 <p style="text-align: center;">AC Circuits OCH-1080</p>	 <p style="text-align: center;">Electro Magnetic Spectrum OCH-1079</p>	 <p style="text-align: center;">Electro-Magnetic-induction- OCH-628</p>	 <p style="text-align: center;">Hall Effect OCH-1084</p>
	Electricity and Magnetism			

Physics Black Rexine Chart

Electricity and Magnetism	 <p>Hydro-Electric-Power-Project-Dam OCH-636</p>	 <p>Kirchoffs-Laws OCH-630</p>	 <p>Magnetic Circuits OCH-1081</p>	 <p>Magnet-Its-Properties OCH-627</p>
Electricity and Magnetism	 <p>Simple Electric Circuit OCH-1078</p>	 <p>Uses-of-Electricity-in-Daily-Life OCH-625</p>		
Electronics	 <p>Cathode Ray Oscilloscope OCH-1529</p>	 <p>Electronic Symbols-I OCH-865</p>	 <p>Electronic Symbols-II OCH-866</p>	 <p>Logic Gates OCH-861</p>
Electronics	 <p>Oscillators OCH-860</p>	 <p>Rectifiers OCH-864</p>	 <p>Semi-Conductor-I OCH-857</p>	 <p>Semi-Conductor-II OCH-858</p>

Physics Black Rexine Chart

Electronics	<p>Solar Cell OCH-1092</p>	<p>Transistor Characteristics OCH-862</p>	<p>Triode Characteristics OCH-863</p>	
Heat and Thermodynamics	<p>Calorimeter (Joule's Method) OCH-1066</p>	<p>Carnot Cycle OCH-839</p>	<p>Engines (Internal & External Combustion) OCH-876</p>	<p>Heat Transfer OCH-829</p>
Heat and Thermodynamics	<p>Inter Conversion Of Energy Forms OCH-867</p>	<p>Thermodynamical Processes OCH-1065</p>	<p>Types & Uses Of Thermometers OCH-834</p>	
Mechanics	<p>Dimensional Formulae OCH-875</p>	<p>Elasticity-Hooke's Law OCH-841</p>	<p>Moment Of Inertia OCH-1056</p>	<p>Newton's Laws Of Motion OCH-874</p>

Physics Black Rexine Chart

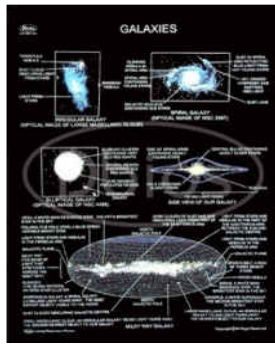
Mechanics	<p>Simple Pendulum & Harmonic Oscillators OCH-1055</p>	<p>Surface Tension OCH-873</p>		
Modern Physics	<p>Basic Laser Device And Laser Action OCH-1071</p>	<p>Comptons Effect OCH-1070</p>	<p>Holography OCH-1059</p>	<p>Lasers-Basic Principle OCh-840</p>
Modern Physics	<p>Lasers-Types OCH-1073</p>	<p>Michelson - Morley Experiment OCH-1074</p>	<p>Origin Of X-Rays OCH-848</p>	<p>Photoelectric Effect OCH-847</p>
Optics	<p>Chromatic Aberrations & Their Remedies OCH-835</p>	<p>Fibre Splicer, Coupler And Connector OCH-1051</p>	<p>Images Formed By Lenses OCH-855</p>	<p>Images Formed By Mirrors OCH-856</p>

Physics Black Rexine Chart

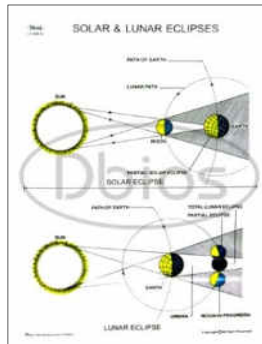
Optics	<p>Light Diffraction OCH-851</p>	<p>Light Dispersion OCH-850</p>	<p>Light Interference OCH-853</p>	<p>Light Polarisation OCH-852</p>
Optics	<p>Michelson's Interferometer OCH-843</p>	<p>Optical Fibre- Basic Principle OCH-1050</p>	<p>Optical Microscope OCH-836</p>	<p>Optical Telescope OCH-837</p>
Optics	<p>Reflection Of Light OCH-831</p>	<p>Refraction Of Light OCH-830</p>		
Solid State Physics	<p>Braggs Spectrometer OCH-1089</p>	<p>Types Of Crystal Structure Part-I OCH 872</p>	<p>X-Ray Diffraction & Bragg's Law OCH-1088</p>	

Physics Black Rexine Chart


Space



Galaxies
OCH-1097



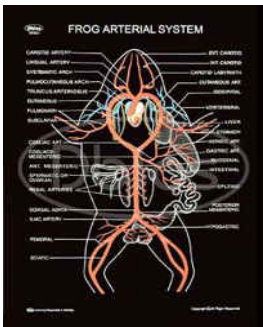
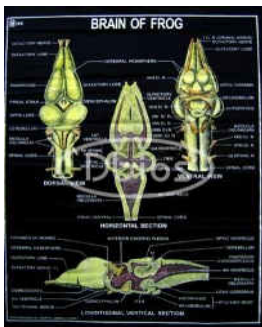
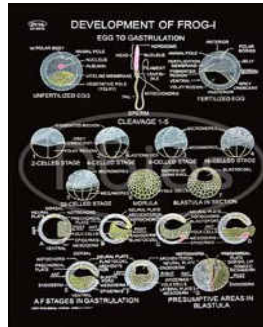
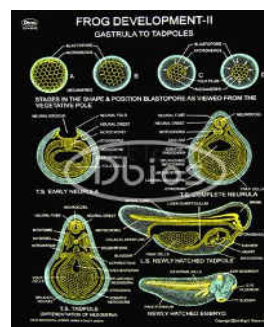
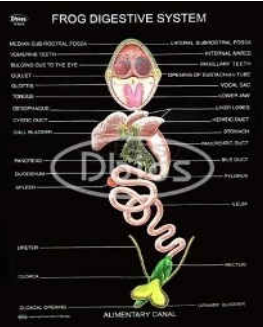
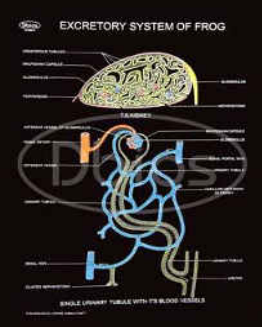
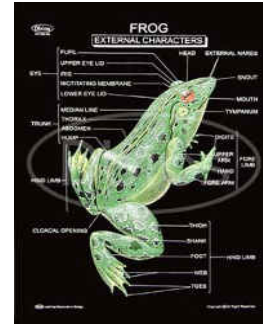
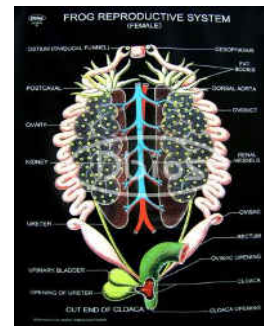
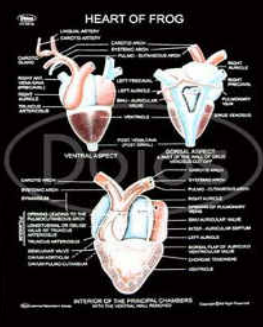
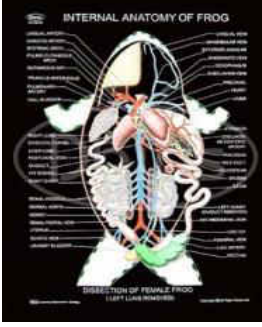
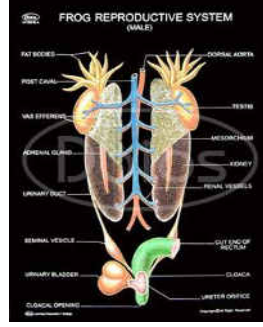
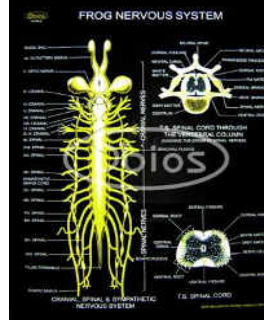
Solar & Lunar Eclipses
OCH-1096



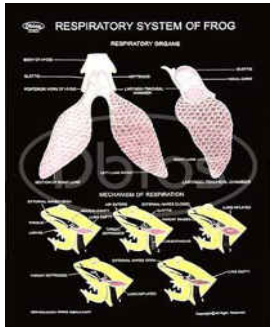
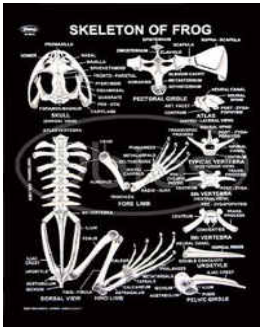
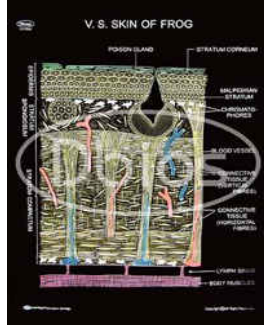
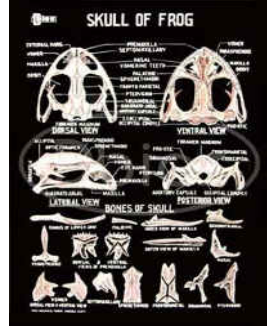
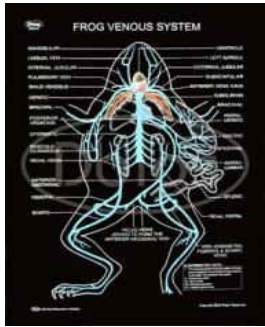
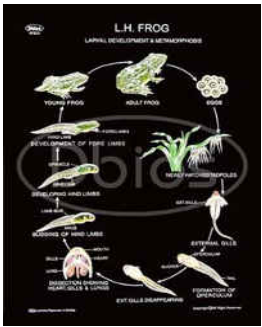
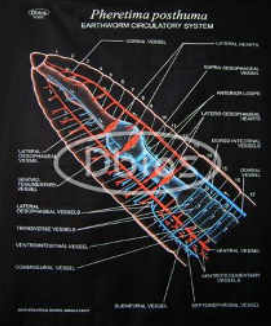
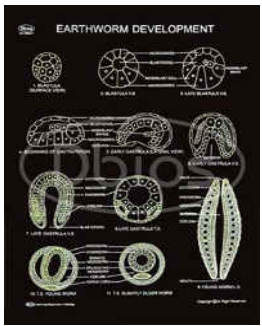
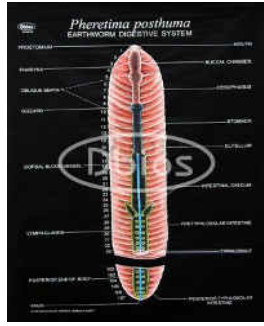

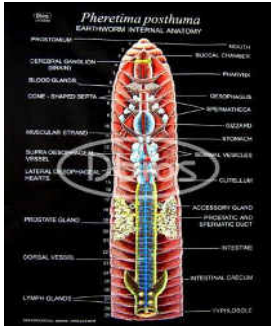
The Solar System
OCH-1095

Zoology Black Rexine Chart




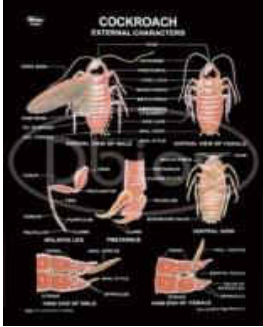
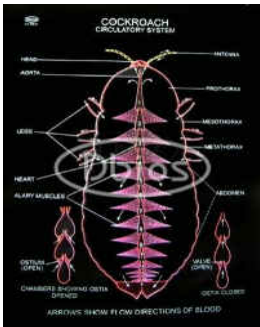
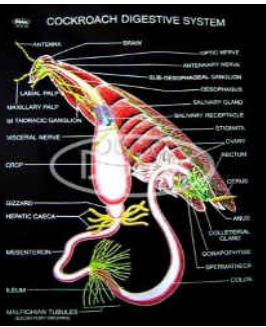
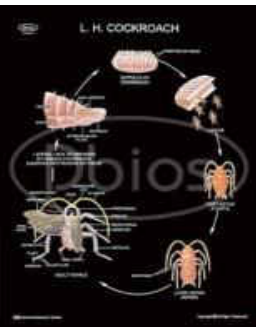
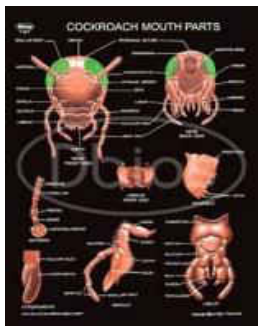
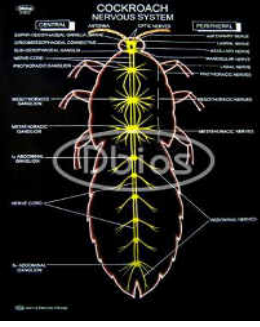
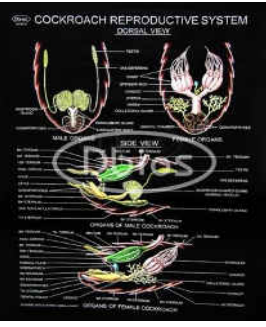
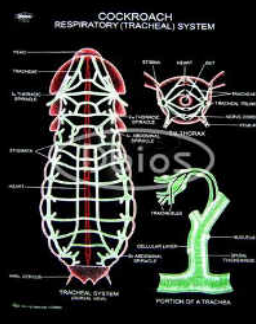

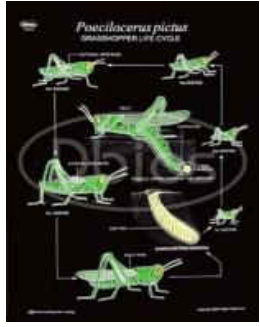
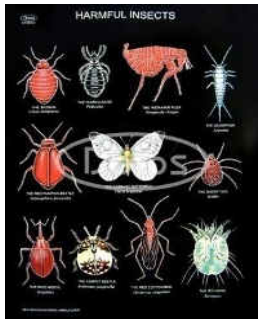
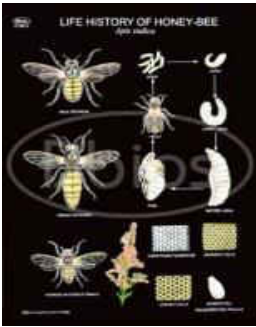
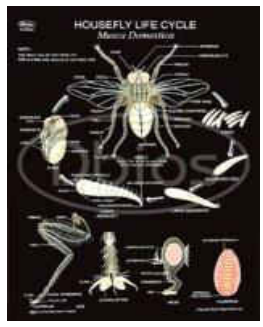
Sr. No	Item Name	Page No.
1	AMPHIBIA	1 - 2
2	ANNELIDA	2 - 2
3	ARTHROPODA	3 - 4
4	AVES	4 - 5
5	CELLS AND TISSUES	5 - 6
6	COELENTERATA	6 - 6
7	COMPARATIVE STUDY	6 - 6
8	ECHINODERMATA	7 - 7
9	EVOLUTION	7 - 7
10	MAMMALS	7 - 8
11	MOLLUSCA	8 - 9
12	PISCES	9 - 10
13	PLATYHELMINTHES	10 - 10
14	PORIFERA	11 - 11
15	PROTOZOA	11 - 11
16	RABBIT	11 - 12
17	REPTILLA	12 - 12

AMPHIBIA	 <p>Frog Arterial System OCH-436</p>	 <p>Frog Brain Different Views OCH-444</p>	 <p>Frog Development-I Egg To Gastrulation OCH-429</p>	 <p>Frog Development-II Gastrula To Tadpoles OCH-430</p>
	 <p>Frog Digestive System OCH-432</p>	 <p>Frog Excretory System OCH-435</p>	 <p>Frog External Characters OCH-425</p>	 <p>Frog Female Reproductive System OCH-434B</p>
	 <p>Frog Heart Different Views OCH-445</p>	 <p>Frog Internal Anatomy OCH-426</p>	 <p>Frog Male Reproductive System OCH-334</p>	 <p>Frog Nervous System OCH-433</p>

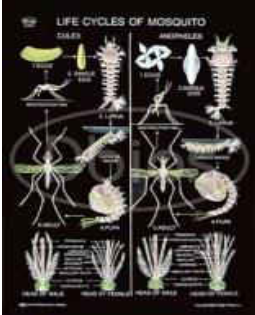
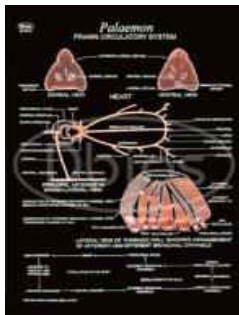
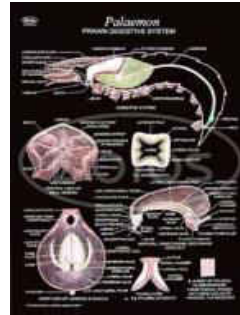
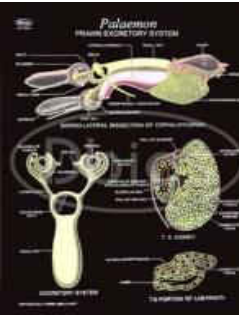

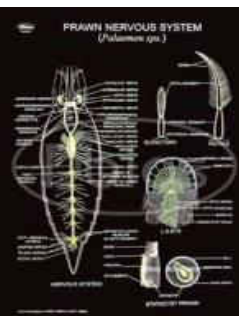
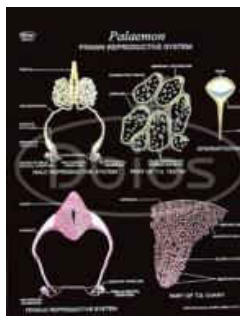
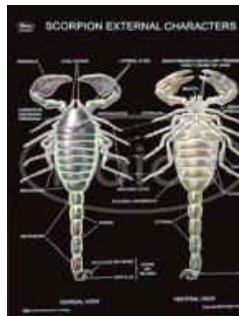


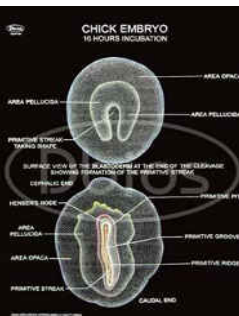
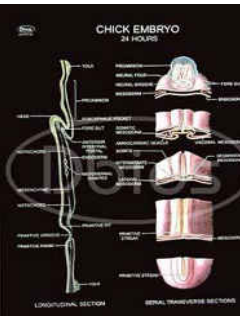
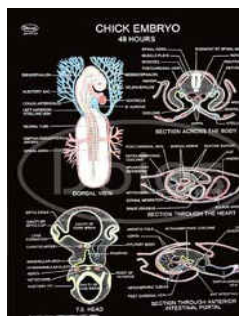
Zoology Black Rexine Chart

<p style="writing-mode: vertical-rl; transform: rotate(180deg);">AMPHIBIA</p>	 <p>Frog Respiratory System OCH-438</p>	 <p>Frog Skeleton OCH-427</p>	 <p>Frog Skin V.S OCH-443</p>	 <p>Frog Skull Different Views OCH-428</p>
<p style="writing-mode: vertical-rl; transform: rotate(180deg);">AMPHIBIA</p>	 <p>Frog Venous System OCH-437</p>	 <p>L.H. Frog Showing Metamorphosis OCH-431</p>		
<p style="writing-mode: vertical-rl; transform: rotate(180deg);">ANNELIDA</p>	 <p>Earthworm Circulatory System OCH-341</p>	 <p>Earthworm Development OCH-336</p>	 <p>Earthworm Digestive System OCH-339</p>	 <p>Earthworm External Characters OCH-334</p>
<p style="writing-mode: vertical-rl; transform: rotate(180deg);">ANNELIDA</p>	 <p>Earthworm Internal Anatomy OCH-335</p>			

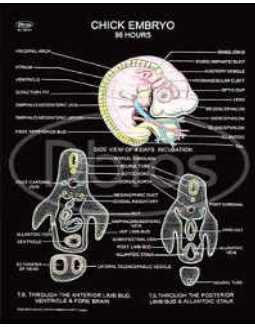
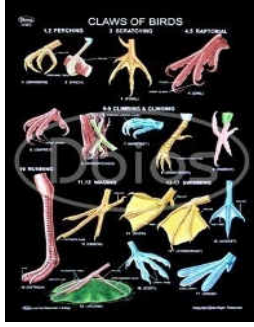
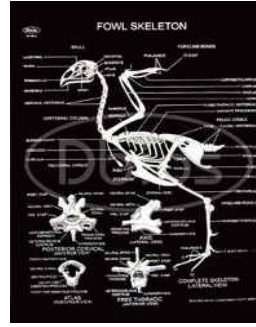
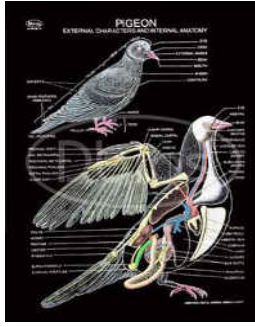


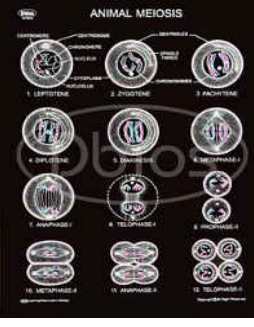
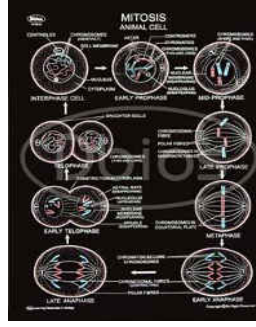

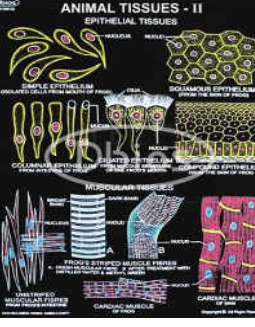
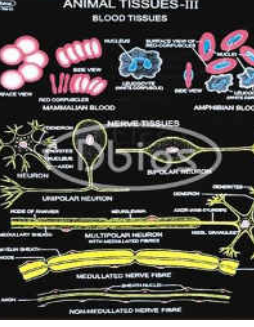

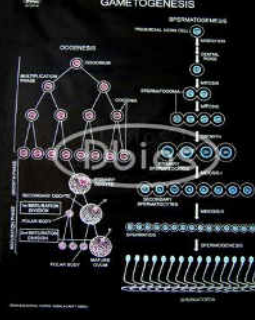
Zoology Black Rexine Chart

ARTHROPODA	 <p>Beneficial Insects OCH-353</p>	 <p>Butterfly L.H OCH-358</p>	 <p>Cockroach Anatomy OCH-362A</p>	 <p>Cockroach OCH-363</p>
ARTHROPODA	 <p>Cockroach Circulatory System OCH-366</p>	 <p>Cockroach Digestive System OCH-364</p>	 <p>Cockroach L.H OCH-362</p>	 <p>Cockroach Mouth Parts OCH-363A</p>
ARTHROPODA	 <p>Cockroach Nervous System OCH-367</p>	 <p>Cockroach Reproductive System OCH-368</p>	 <p>Cockroach Respiratory System OCH-365</p>	 <p>Food Grain Pests OCH-355</p>
ARTHROPODA	 <p>Grasshopper L.H OCH-361</p>	 <p>Harmful Insects OCH-354</p>	 <p>Honey Bee L.H OCH-359</p>	 <p>HOUSEFLY L.H. OCH-356</p>


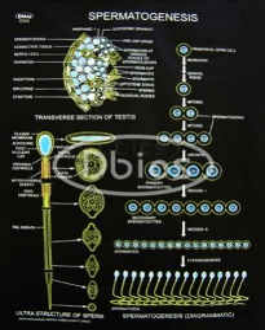
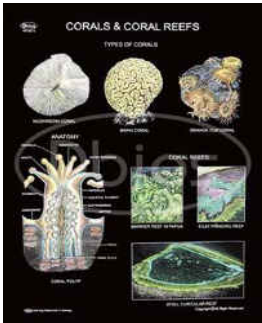
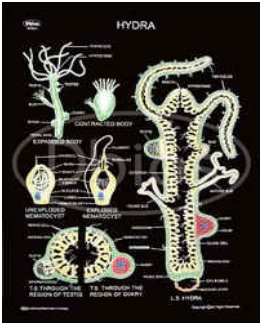
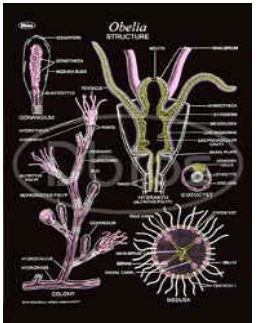
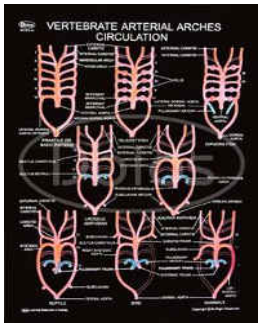
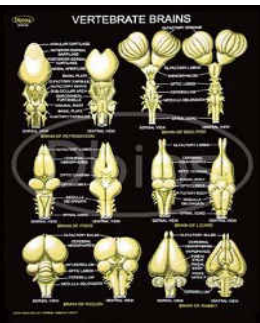
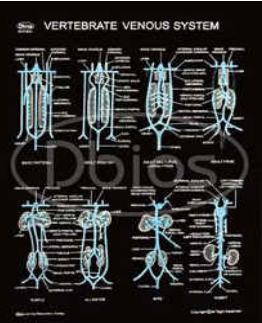

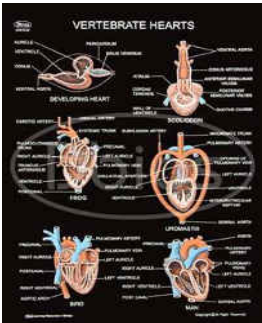
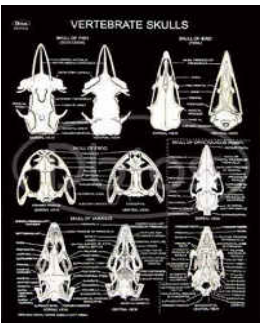
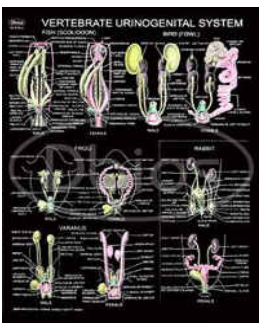
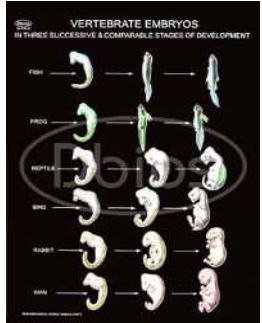
Zoology Black Rexine Chart

ARTHROPODA	 <p>Mosquito L. H. Showing Comparison Of Culex & Anopheles OCH-357</p>	 <p>Prawn Circulatory System OCH-375</p>	 <p>Prawn Digestive System OCH-372</p>	 <p>Prawn Excretory System OCH-373</p>
ARTHROPODA	 <p>Prawn External Anatomy OCH-370</p>	 <p>Prawn Nervous System OCH-374</p>	 <p>Prawn Reproductive System OCH-371</p>	 <p>Scorpion External Character OCH-376</p>
ARTHROPODA	 <p>Silkworm L.H OCH-360</p>			
AVES	 <p>Beaks Of Birds OCH-481</p>	 <p>Chick Embryo - 16 Hrs OCH-471</p>	 <p>Chick Embryo - 24 Hrs OCH-473</p>	 <p>Chick Embryo - 48 Hrs OCH-477</p>

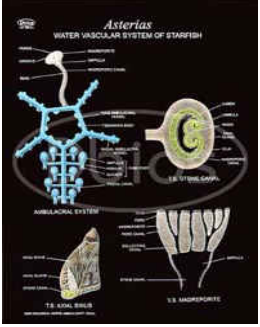


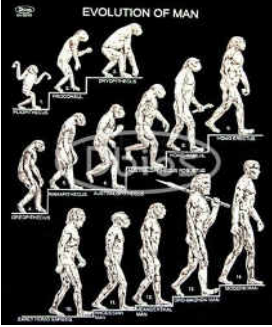
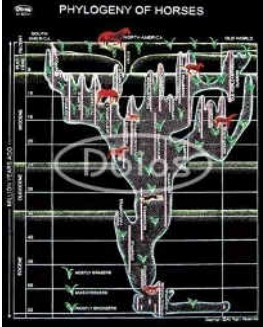
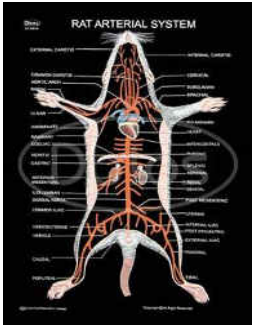
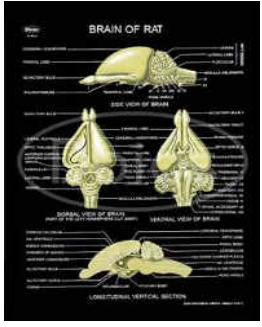
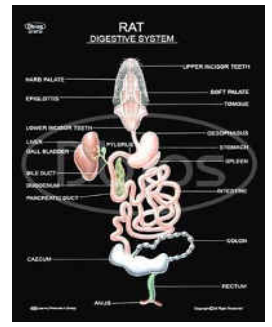
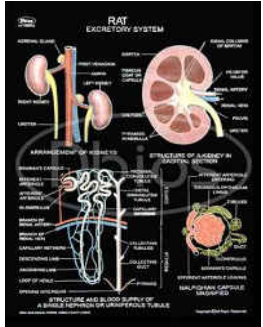

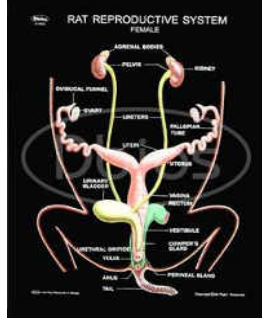
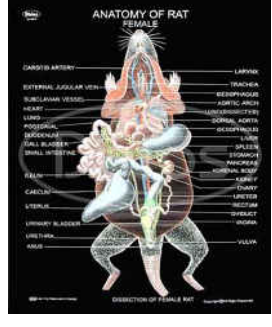
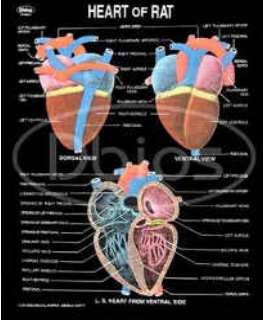
Zoology Black Rexine Chart

AVES	 <p>Chick Embryo - 96 Hrs</p> <p>OCH-480</p>	 <p>Claws of Birds</p> <p>OCH-482</p>	 <p>Fowl Skeleton</p> <p>OCH-469</p>	 <p>Pigeon External & Internal Characters</p> <p>OCH-465</p>
AVES	 <p>Types Of Birds</p> <p>OCH-483</p>			
CELLS AND TISSUES	 <p>Animal Cell (Ultra Structure)</p> <p>OCH-301</p>	 <p>Animal Meiosis (Cell Division)</p> <p>OCH-303</p>	 <p>Animal Mitosis (Cell Division)</p> <p>OCH-302</p>	 <p>Animal Tissues-I</p> <p>OCH-304</p>
CELLS AND TISSUES	 <p>Animal Tissues-II</p> <p>OCH-305</p>	 <p>Animal Tissues-III</p> <p>OCH-306</p>	 <p>Fertilization In Animals</p> <p>OCH-308</p>	 <p>Gametogenesis</p> <p>OCH-307</p>

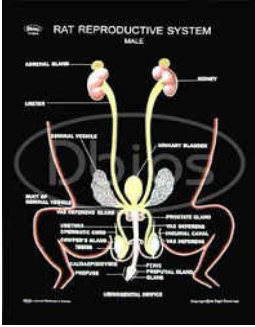
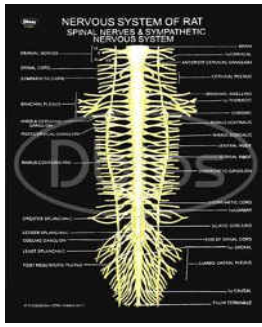
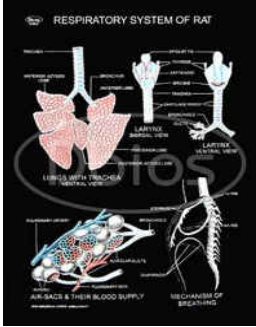

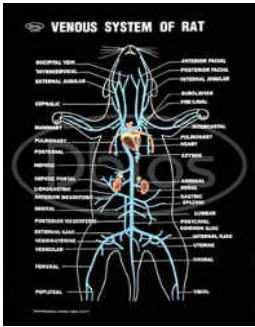
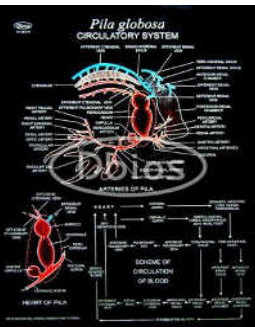
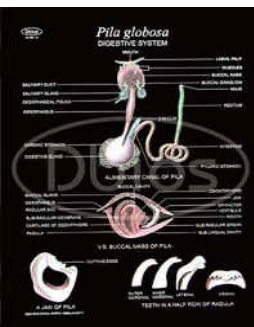

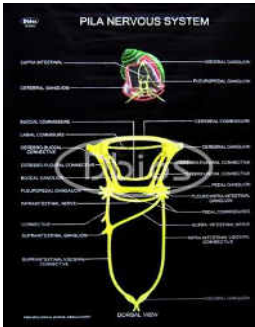
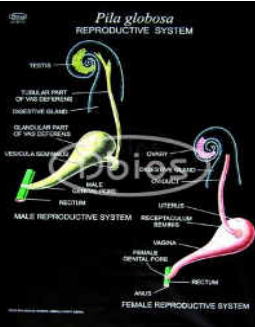
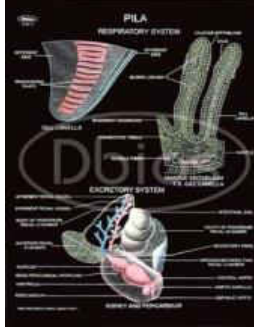
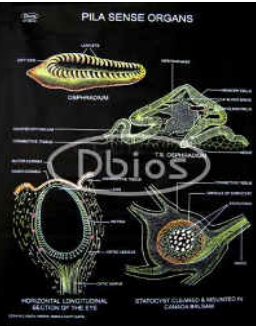
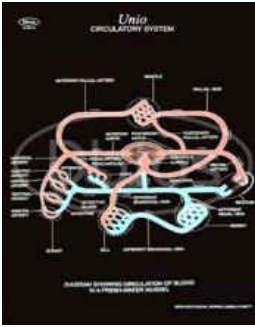
Zoology Black Rexine Chart

CELLS AND TISSUES	 <p>Oogenesis OCH-309</p>	 <p>Spermatogenesis OCH-310</p>		
COELENTERATA	 <p>Corals & Coral Reefs OCH-327A</p>	 <p>Hydra Structure & Internal Anatomy OCH-328</p>	 <p>Obelia Structure OCH-327</p>	
COMPARATIVE STUDY	 <p>Vertebrate Arterial Arches Circulation OCH-517</p>	 <p>Vertebrate Brains OCH-511</p>	 <p>Vertebrate Genital & Venous System OCH-518</p>	 <p>Vertebrate Girdles OCH-514</p>
COMPARATIVE STUDY	 <p>Vertebrate Hearts OCH-510</p>	 <p>Vertebrate Skulls OCH-512</p>	 <p>Vertebrate Urinogenital System OCH-515</p>	 <p>Vertebrate Embryos OCH-516</p>

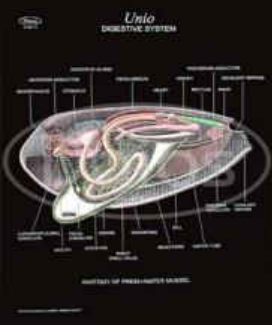
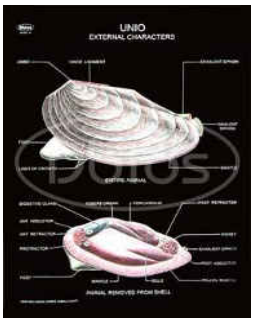
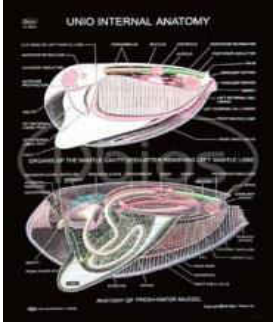
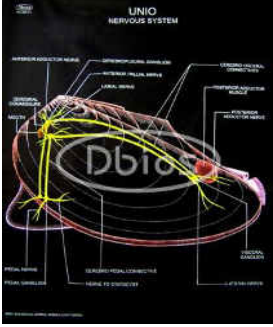
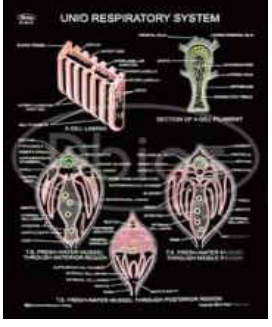
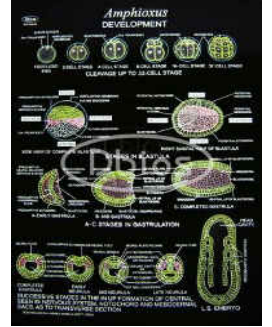
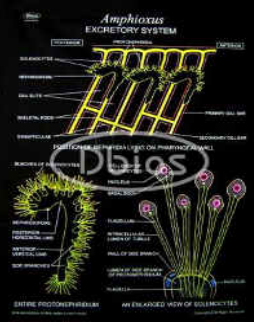
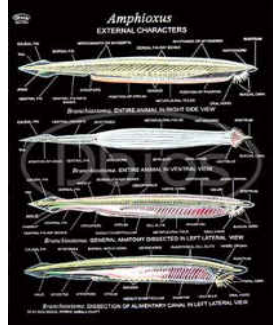
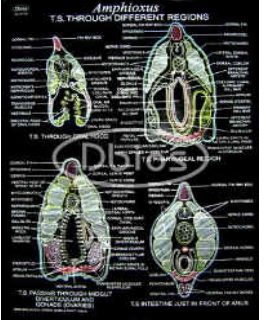
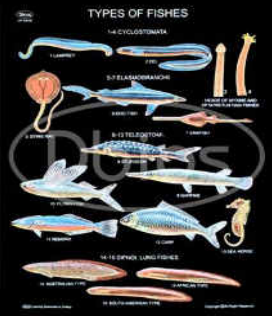
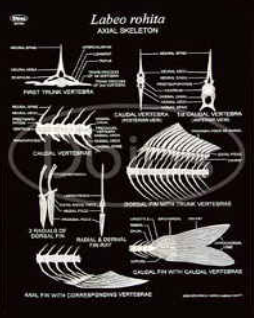
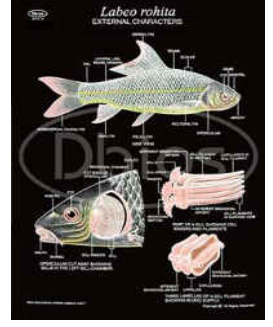
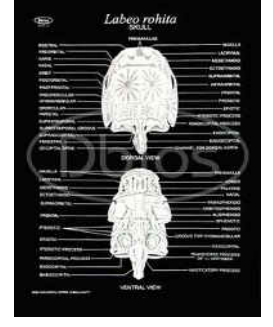
Zoology Black Rexine Chart

<p style="writing-mode: vertical-rl; transform: rotate(180deg);">ECHINODERMATA</p>	 <p>Starfish (Asterias) Water Vascular System OCH-396</p>			
<p style="writing-mode: vertical-rl; transform: rotate(180deg);">EVOLUTION</p>	 <p>Animal Kingdom-I (Invertebrates) OCH-521A</p>	 <p>Animal Kingdom-II (Vertebrates) OCH-521</p>	 <p>Evolution Of Man OCH-522</p>	 <p>Phylogeny Of Horses OCH-525</p>
<p style="writing-mode: vertical-rl; transform: rotate(180deg);">MAMMALS</p>	 <p>Rat Arterial System OCH-490</p>	 <p>Rat Brain Different Views OCH-495</p>	 <p>Rat Digestive System OCH-487</p>	 <p>Rat Excretory System OCH-489A</p>
<p style="writing-mode: vertical-rl; transform: rotate(180deg);">MAMMALS</p>	 <p>Rat External Characters OCH-485</p>	 <p>Rat Female reproductive System OCH-489</p>	 <p>Rat General Anatomy OCH-486</p>	 <p>Rat Heart Different Views OCH-496</p>

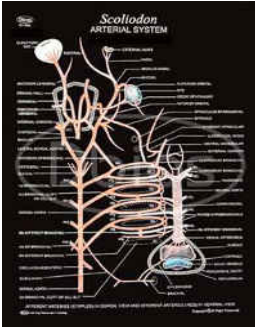
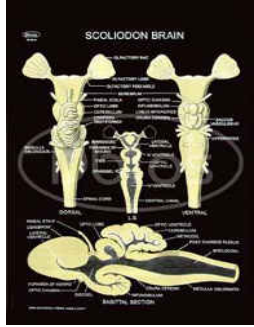
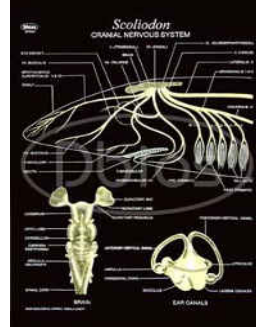
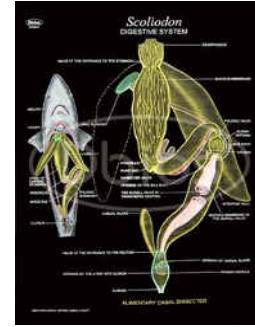
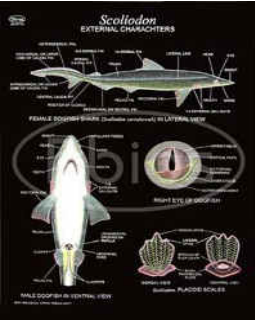
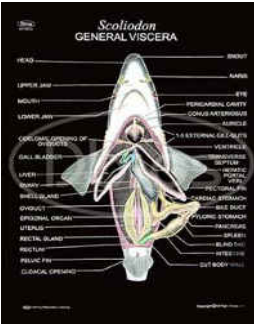
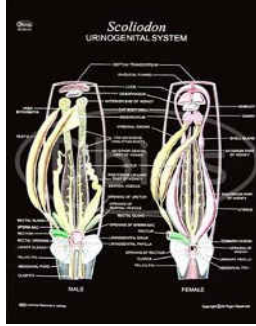
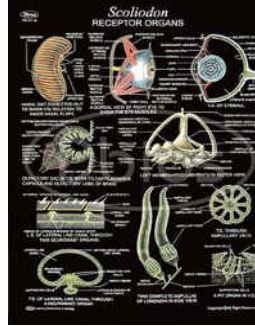
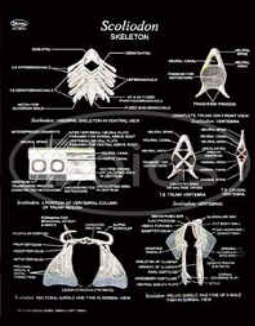
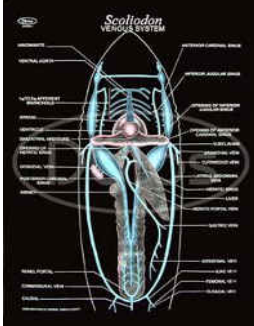
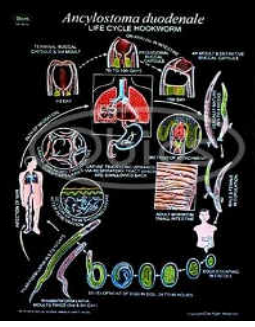
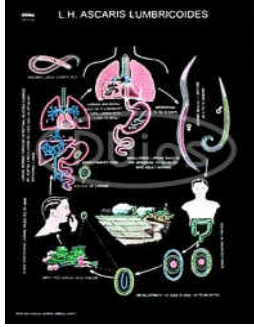
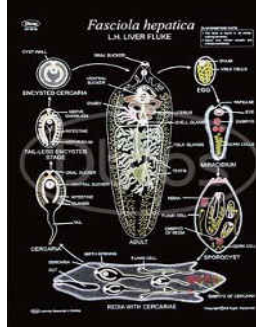
Zoology Black Rexine Chart

MAMMALS	 <p>Rat Male Reproductive System OCH-488</p>	 <p>Rat Nervous System OCH-492</p>	 <p>Rat Respiratory System OCH-493</p>	 <p>Rat Skeleton System OCH-494</p>
MAMMALS	 <p>Rat Venous System OCH-491</p>			
MOLLUSCA	 <p>Pila Circulatory System OCH-382</p>	 <p>Pila Digestive System OCH-386</p>	 <p>Pila Externa Characters OCH-380</p>	 <p>Pila Nervous System OCH-383</p>
MOLLUSCA	 <p>Pila Reproductive System OCH-381</p>	 <p>Pila Res. & Excretory System OCH-385</p>	 <p>Pila Sense Organs OCH-384</p>	 <p>Unio Circulatory System OCH-388</p>



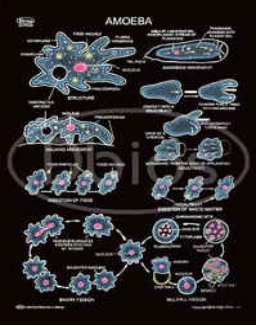
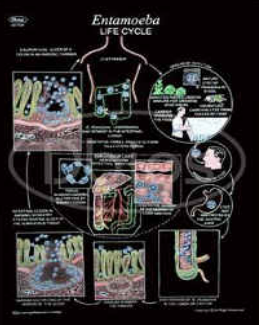

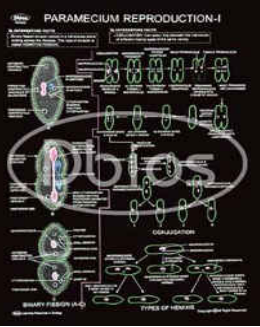
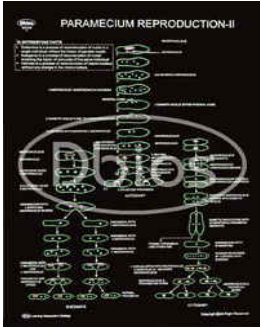
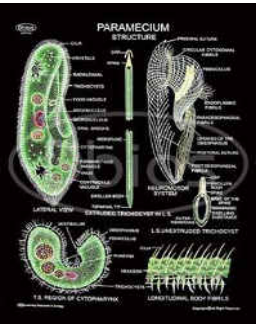
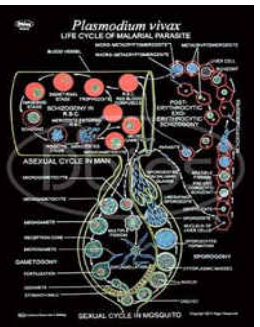
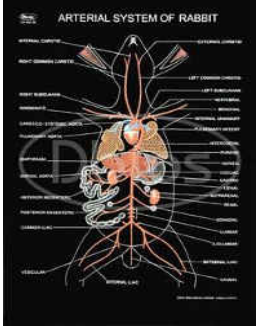
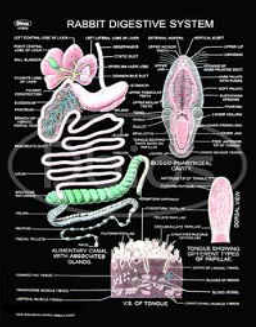
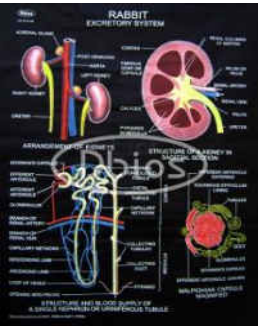

Zoology Black Rexine Chart

MOLLUSCA	 <p>Unio Digestive System OCH-392</p>	 <p>Unio External Characters OCH-387</p>	 <p>Unio Internal Anatomy OCH-389</p>	 <p>Unio Nervous System OCH-390</p>
MOLLUSCA	 <p>Unio Respiratory System OCH-391</p>			
PISCES	 <p>Amphioxus Development OCH-418</p>	 <p>Amphioxus Excretory System OCH-419</p>	 <p>Amphioxus External Characters OCH-415</p>	 <p>Amphioxus T.S. Through Different Regions OCH-417</p>
PISCES	 <p>Fish Types OCH-420</p>	 <p>Labeo rohita Axial Skeleton OCH-413</p>	 <p>Labeo rohita External Characters OCH-412</p>	 <p>Labeo rohita Skull OCH-414</p>

Zoology Black Rexine Chart

<p style="writing-mode: vertical-rl; transform: rotate(180deg);">PISCES</p>	 <p>Scoliodon Arterial System OCH-409A</p>	 <p>Scoliodon Brain Different OCH-404</p>	 <p>Scoliodon Cranial Nervous System OCH-410</p>	 <p>Scoliodon Digestive System OCH-403</p>
<p style="writing-mode: vertical-rl; transform: rotate(180deg);">PISCES</p>	 <p>Scoliodon External Character OCH-401</p>	 <p>Scoliodon General Viscera OCH-402</p>	 <p>Scoliodon Male Urinogenital System OCH-407</p>	 <p>Scoliodon Receptor Organs OCH-411</p>
<p style="writing-mode: vertical-rl; transform: rotate(180deg);">PISCES</p>	 <p>Scoliodon Skeleton OCH-405</p>	 <p>Scoliodon Venous System OCH-409</p>		
<p style="writing-mode: vertical-rl; transform: rotate(180deg);">PLATYHELMINTHES</p>	 <p>Ancylostoma Duodenale Life Cycle (Hook Worm) OCH-39</p>	 <p>Ascaris Internal Str. Of Male & Female OCH-37</p>	 <p>Liverfluke Str. & Life History OCH 38</p>	

Zoology Black Rexine Chart



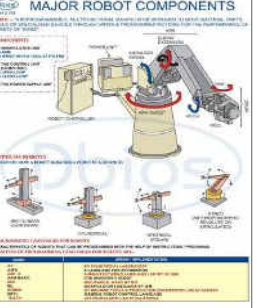








PORIFERA	 <p>Canal Systems In Sponges OCH-326A</p>	 <p>Sycon Development OCH-326A</p>		
PROTOZOA	 <p>Amoeba Structure & Locomotion OCH-315</p>	 <p>Entamoeba (Life Cycle) OCH-33</p>	 <p>Euglena Structure & L. H OCH-319</p>	 <p>Euglena Structure & L. H OCH-319</p>
PROTOZOA	 <p>Paramecium Rep.-II OCH-318A</p>	 <p>Paramecium Structure OCH-317</p>	 <p>Plasmodium Vivax OCH-36</p>	
RABBIT	 <p>Rabbit Arterial System OCH-502</p>	 <p>Rabbit Digestive System OCH-499</p>	 <p>Rabbit Excretory System OCH-501A</p>	 <p>Rabbit External Characters OCH-497</p>

Zoology Black Rexine Chart

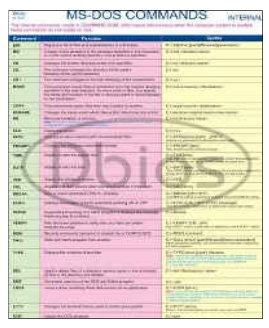


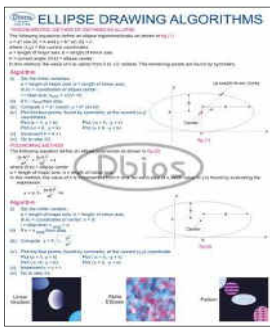


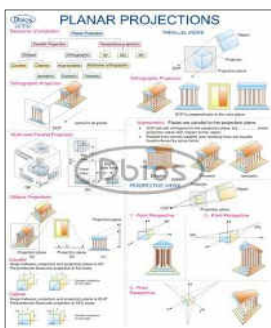





RABBIT	<p>RABBIT REPRODUCTIVE SYSTEM FEMALE</p>	<p>ANATOMY OF RABBIT</p>	<p>RABBIT REPRODUCTIVE SYSTEM MALE</p>	<p>RESPIRATORY SYSTEM OF RAT</p>	
	<p>Rabbit Female Reproductive System</p> <p>OCH-501</p>	<p>Rabbit General Anatomy</p> <p>OCH-498</p>	<p>Rabbit Male Reproductive System</p> <p>OCH-500</p>	<p>Rabbit Respiratory System</p> <p>OCH 493</p>	
	RABBIT	<p>RABBIT SKELETON</p>	<p>RABBIT SKULL</p>	<p>NERVOUS SYSTEM OF RAT SPINAL NERVES & SYMPATHETIC NERVOUS SYSTEM</p>	<p>VENOUS SYSTEM OF RABBIT</p>
		<p>Rabbit Skeleton</p> <p>OCH-506</p>	<p>RABBIT SKULL</p> <p>OCH-509</p>	<p>Rabbit Venous System</p> <p>OCH-492</p>	<p>Rabbit Venous System</p> <p>OCH-503</p>
REPTILLA	<p>LIZARD EXTERNAL SHAPE & INTERNAL SYSTEM</p>	<p>SNAKES POISONOUS OR NON POISONOUS</p>	<p>TYPES OF REPTILES</p>	<p>VARANUS SKELETON</p>	
	<p>Lizard External & Internal</p> <p>OCH-462</p>	<p>Snakes Poisonous & Non Poisonous</p> <p>OCH-452</p>	<p>Types Of Reptiles</p> <p>OCH-451</p>	<p>Varanus Skeleton</p> <p>OCH-454</p>	

Computers Chart

Sr. No.	Item Name	Page No.
1	ARTIFICIAL INTELLIGENCE	1 - 1
2	BASIC COMPUTER	1 - 2
3	COMPUTER GRAPHICS	2 - 2
4	COMPUTER HISTORY CHARTS	2 - 3
5	COMPUTER PIONEERS	3 - 5
6	DATA STRUCTURES	5 - 5
7	MICROCONTROLLERS	5 - 5
8	MICROPROCESSORS	6 - 6
9	NETWORKING	6 - 7
10	OPERATING SYSTEM	7 - 7
11	PREVALENT SOFTWARES	7 - 8
12	SOFTWARE ENGINEERING	8 - 8

ARTIFICIAL INTELLIGENCE	 <p>EXPERT SYSTEM ARCHITECTURE OCH 2157</p>	 <p>MAJOR COMPONENTS OF ARTIFICIAL INTELLIGENCE OCH 2156</p>	 <p>MAJOR ROBOT COMPONENTS OCH 2158</p>	
	 <p>AUXILLARY STORAGE DEVICES OCH 2103</p>	 <p>DOS COMMANDS OCH 2102</p>	 <p>FUNDAMENTALS OF 'C'- I OCH 2121</p>	 <p>FUNDAMENTALS OF 'C'- II OCH 2122</p>
	 <p>FUNDAMENTALS OF 'C'- III OCH 2123</p>	 <p>INPUT DEVICES OCH 2108</p>	 <p>MEMORIES OCH 2104</p>	 <p>OUTPUT DEVICES OCH 2109</p>

Computers Chart

BASIC COMPUTER	 <p>Summary of Dos Commands OCH 2101</p>			
COMPUTER GRAPHICS	 <p>Circle Drawing Algorithms OCH 2163</p>	 <p>Clipping Algorithms OCH 2166</p>	 <p>Ellipse Drawing Algorithms OCH 2164</p>	 <p>Geometric Transformations OCH 2161</p>
COMPUTER GRAPHICS	 <p>Line Drawing Algorithms OCH 2162</p>	 <p>Planor Projections OCH 2165</p>	 <p>Windowing Transformation OCH 2167</p>	
COMPUTER HISTORY CHARTS	 <p>Early Generation Computer ODCH 01</p>	 <p>First Generation Computer ODCH 02</p>	 <p>History Of Internet ODCH 05</p>	 <p>Second Generation Computer Transistor ODCH 03</p>

Computers Chart

<p style="writing-mode: vertical-rl; transform: rotate(180deg);">COMPUTER HISTORY CHARTS</p>	 <p>History of Internet</p>			
<p style="writing-mode: vertical-rl; transform: rotate(180deg);">COMPUTER PIONEERS</p>	 <p>Ada Augusta <small>(December 10, 1815 – November 15, 1852)</small></p>	 <p>Azim Premji</p>	 <p>BJARNE STROUSTRUP</p>	 <p>BLAISE PASCAL</p>
<p style="writing-mode: vertical-rl; transform: rotate(180deg);">COMPUTER PIONEERS</p>	 <p>Robert BOB FRANKSTON</p>	 <p>ROBERT ELLIOT KAHN</p>	 <p>BRENDAN EICH</p>	 <p>CARVER MEAD</p>
<p style="writing-mode: vertical-rl; transform: rotate(180deg);">COMPUTER PIONEERS</p>	 <p>CHARLES BABBAGE</p>	 <p>David FILO & Jerry YANG</p>	 <p>KEN THOMPSON</p>	 <p>Douglas C. Engelbart</p>

Third Generation Computer Post 1960's ODC4 04

Ada Augusta The First Programmer OSCP 63

Azim Prem Ji Founder Of Wipro Computers ODCP 34

Bjarne Stroustrup Pioneered The C Programming Language ODCP 26

Blais Pascal First Mechanical Calculator OSCP 62

Bob Frankston Advancing The Utility Of Personal Computers ODCP 13

Bob Kahn Developed The TCP IP ODCP 18

Brendan Eich Creator Of Java Script ODCP 28

Carver Mead Pioneering The Automation, Methodology And Teaching Of Integrated Circuit Design. ODCP 14

Charles Babbage Father Of Computer OSCP 61

David Filo & Jerry Yang ODCP 46













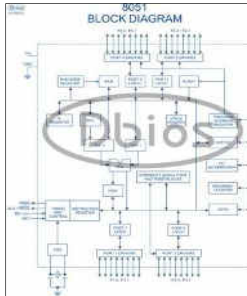


Dennis Ritchie Pioneered The C Programming Language ODCP 25

Douglas C. Engelbart In Developing The Mouse As A Input Device ODCP 12

Computers Chart

COMPUTER PIONEERS	 <p>Dr. Vinton G. Cerf Father Of Internet</p> <p>ODCP 17</p>	 <p>Flint Charles Ranlett Founding Father Of IBM</p> <p>ODCP 39</p>	 <p>Gordon E. Moore & Robert Noyce Founder Of INTEL</p> <p>ODCP 41</p>	 <p>James Gosling Developed The Java Programming Language</p> <p>ODCP 27</p>
COMPUTER PIONEERS	 <p>John Cocke The Concept Of The Reduced Instruction Set Computer (RISC).</p> <p>ODCP 11</p>	 <p>Ken Olsen For His Introduction Of The Minicomputer.</p> <p>ODCP 15</p>	 <p>Ken Thompson The Unix Operating System, And For Development Of The C Programming Language</p> <p>ODCP 21</p>	 <p>Larry Ellison In Developing Oracle</p> <p>ODCP 29</p>
COMPUTER PIONEERS	 <p>Larry Page And Sergey Brin Google.com</p> <p>ODCP 47</p>	 <p>Michael Saul Dell Founder Of Dell</p> <p>ODCP 32</p>	 <p>N. R. Narayana Murthy Founder Of Infosys</p> <p>ODCP 35</p>	 <p>Pickett Wayne D Inventor Of The Principle Of CPU On Chip</p> <p>ODCP 16</p>
COMPUTER PIONEERS	 <p>Ratan Tata (F.C.Kohli) Founder Of TCS</p> <p>ODCP 36</p>	 <p>Sabeer Bhatia Hotmail.com</p> <p>ODCP 48</p>	 <p>Shiv Nadar HCL Ltd</p> <p>ODCP 38</p>	 <p>Steve Jobs CEO & Founder Of Apple Computers</p> <p>ODCP 44</p>





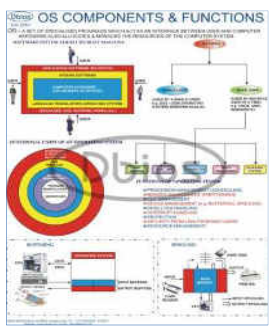




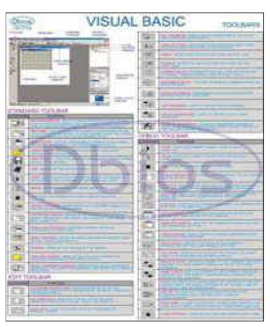
Computers Chart

COMPUTER PIONEERS	 <p>Steve Wozniak Co-Founder Apple Computer ODCP 45</p>	 <p>Thomas J Watson Founder Of IBM OSCP 65</p>	 <p>William Bill Gates Founder Of Microsoft OSCP 64</p>	 <p>William Hewlett And David Packard Founder Of HP ODCP 43</p>
DATA STRUCTURES	 <p>Fundamental Of Data OCH 2171</p>	 <p>Linked Lists OCH 2174</p>	 <p>Queue Data Structures OCH 2173</p>	 <p>Searching Techniques OCH 2176</p>
DATA STRUCTURES	 <p>Stack Data Structure OCH 2172</p>	 <p>Tree Data Structures OCH 2175</p>	 <p>Typical Sorting Techniques OCH 2177</p>	
MICROCONTROLLERS	 <p>8051 Architecture & Pin OCH 1541</p>	 <p>8051 Block Diagram OCH 1542</p>	 <p>8051 Instruction Set OCH 1543</p>	 <p>8051 SFRs Special Function Register OCH 1544</p>

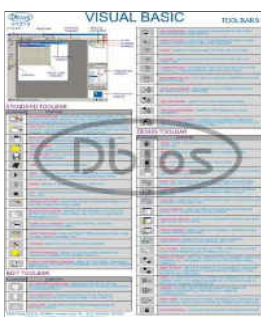
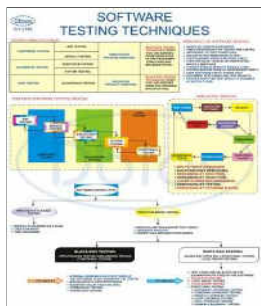
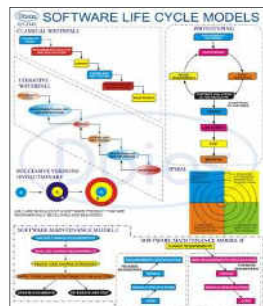
Computers Chart

MICROPROCESSORS	<p>8085 Interrupts OCH 1550</p>	<p>8085 Block Diagram OCH 1510</p>	<p>8085 Pin-Layout & Signal Representation OCH 1511</p>	<p>8085 Set Instruction OCH 1512</p>
MICROPROCESSORS	<p>8086 INSTRUCTION SET OCH 1545 A</p>	<p>8086 Instruction Set OCH 1545</p>	<p>8086 Pin-Layout & Architecture OCH 1509</p>	<p>8155 AND 8755 The Programmable Device OCH 1514</p>
MICROPROCESSORS	<p>8254 AND 8259A The Programmable Internal Timer & Interrupt Controller OCH 1516</p>	<p>8255A The Programmable Peripheral Interface OCH 1513</p>	<p>8279 The Programmable Keyboard And Display Interface OCH 1515</p>	
NETWORKING	<p>COMMUNICATION SWITCHING TECHNIQUES OCH 2113</p>	<p>MODES & FORMS OF DATA TRANSMISSION OCH 2110</p>	<p>NETWORK TOPOLOGIES OCH 2107</p>	<p>TRANSMISSION MEDIAS OCH 2111</p>




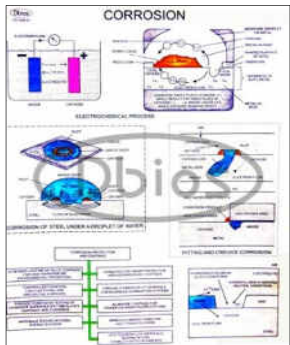
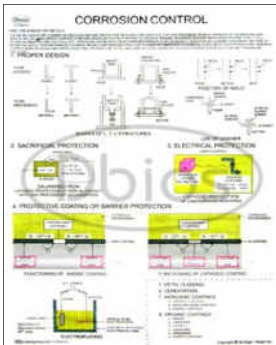
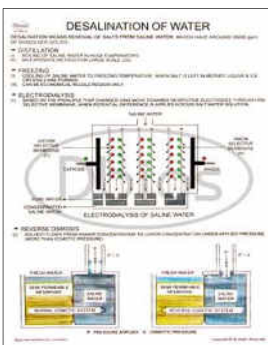

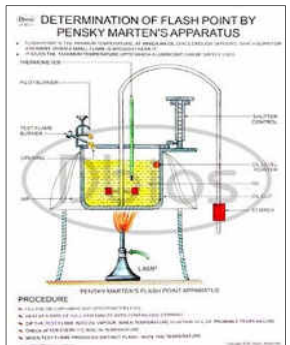




Computers Chart

<p style="writing-mode: vertical-rl; transform: rotate(180deg);">NETWORKING</p>	 <p style="text-align: center;">TYPES OF COMPUTER NETWORKS OCH 2112</p>			
<p style="writing-mode: vertical-rl; transform: rotate(180deg);">OPERATING SYSTEM</p>	 <p style="text-align: center;">CPU SCHEDULING ALGORITHMS OCH 2153</p>	 <p style="text-align: center;">DEADLOCK MANAGEMENT OCH 2154</p>	 <p style="text-align: center;">LINUX-COMMANDS OCH 2152</p>	 <p style="text-align: center;">OS COMPONENTS & FUNCTIONS OCH 2151</p>
<p style="writing-mode: vertical-rl; transform: rotate(180deg);">OPERATING SYSTEM</p>	 <p style="text-align: center;">PROCESS MANAGEMENT OCH 2155</p>			
<p style="writing-mode: vertical-rl; transform: rotate(180deg);">PREVALENT SOFTWARES</p>	 <p style="text-align: center;">MICROSOFT EXCEL OCH 2116</p>	 <p style="text-align: center;">MICROSOFT POWER POINT OCH 2117</p>	 <p style="text-align: center;">MICROSOFT WORD OCH 2115</p>	 <p style="text-align: center;">THE TOOL BARS OF VB OCH 2119</p>

Computers Chart

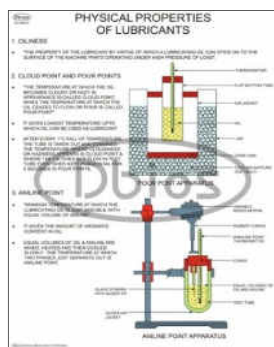
PREVALENT SOFTWARES	 <p>VISUAL BASIC (11)OK OCH 2118</p>			
SOFTWARE ENGINEERING	 <p>SOFTWARE LIFE CYCLE OCH 2145</p>	 <p>SOFTWARE TESTING OCH 2146</p>		

Chemistry Chart

Sr. No	Item Name	Page No.		
1	Engg. Chemistry Charts	1		
2	General	2		
3	Inorganic	3		
4	Organic	4		
5	Physical Properties Of Lubricants	5		
Engg. Chemistry Charts	 <p>Additives For Lubricants OCH-957</p>	 <p>Boiler Problems OCH-953</p>	 <p>Chemical Properties Of Lubricants OCH-959</p>	 <p>Corrosion OCH-929</p>
	 <p>Corrosion Control OCH-956</p>	 <p>Desalination Of Water OCH-955</p>	 <p>Determination Of Alkalinity Of Water OCH-962</p>	 <p>Determination Of Flash Point By Pensky Marten's Apparatus OCH-965</p>
	 <p>Determination Of Hardness By EDTA Method OCH-963</p>	 <p>Determination Of Viscosity By Redwood Viscometer OCH-964</p>	 <p>Phase Diagram Of One Component Systems OCH-951</p>	 <p>Phase Diagram Of Two Component Systems OCH-952</p>

Chemistry Chart

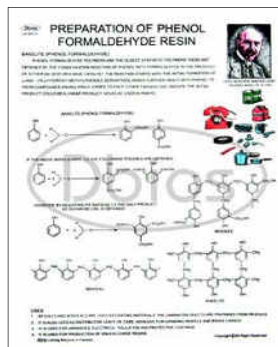
Engg. Chemistry Charts



Physical Properties Of Lubricants
OCH-958



Polymer Composites
OCH 960




Preparation Of Phenol Formaldehyde Resin
OCH 967



Preparation Of Urea Formaldehyde Resin
OCH-966


Engg. Chemistry Charts



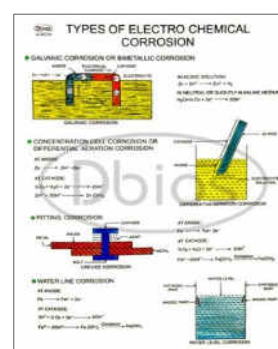
Softening Of Water
OCH-954



Titrimetric Methods Of Analysis
OCH-961




Treatment Of Water For Domestic Use
OCH-970



Types Of Electrochemical Corrosion
OCH-972

Engg. Chemistry Charts



Types Of Mechanism Of Corrosion
OCH-971

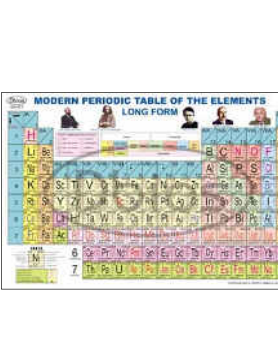
GENERAL



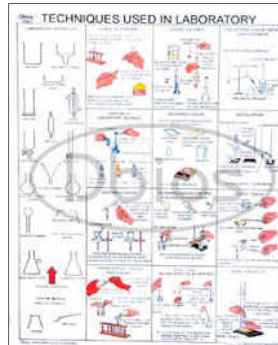
First Aid In Laboratory
OCH-939



Laboratory Safety Measures
OCH-940



Periodic Tables Of The Elements
OCH-877



Techniques Used In Laboratory
OCH-941

Chemistry Chart

INORGANIC

ACIDS, BASES & SALTS

ACIDS
 Acids are substances which give H⁺ ions in aqueous solution. They are sour in taste and turn blue litmus to red. They react with metals to form salts and hydrogen gas.

BASES
 Bases are substances which give OH⁻ ions in aqueous solution. They are bitter in taste and turn red litmus to blue. They react with acids to form salts and water.

PH SCALE

0 1 2 3 4 5 6 7 8 9 10

Acids, Bases & Salts
OCH-936

CHEMICAL ANALYSIS OF FOOD ARTICLES

1. IDENTIFICATION
 The first step in the analysis of a food article is to identify the various components present in it. This is done by observing the color, odor, and taste of the sample.

2. QUALITATIVE ANALYSIS
 This involves the detection of the various ions present in the sample. This is done by performing various tests such as flame test, precipitation test, and color test.

3. QUANTITATIVE ANALYSIS
 This involves the determination of the amount of each ion present in the sample. This is done by using various methods such as gravimetric analysis, volumetric analysis, and colorimetry.

Chemical Analysis Of Food Articles
OCH-946

CORROSION

Corrosion is the gradual destruction of a metal by the chemical or electrochemical reaction with its environment. It is a natural process and occurs in all metals.

FACTORS AFFECTING CORROSION

- 1. Nature of the metal
- 2. Nature of the environment
- 3. Temperature
- 4. Humidity
- 5. Presence of impurities

PREVENTION OF CORROSION

- 1. Coating the metal with a protective layer
- 2. Cathodic protection
- 3. Anodic protection

Corrosion
OCH-929

DETERMINATION OF MOLECULAR MASS

1. COLLIGATIVE PROPERTIES
 Colligative properties are those properties which depend on the number of particles present in a solution and not on the nature of the particles.

2. RAULT'S LAW
 Raoult's law states that the partial vapor pressure of a component in a mixture is equal to the product of its mole fraction and the vapor pressure of the pure component.

3. DEVIATION FROM IDEAL BEHAVIOUR
 Real solutions deviate from ideal behavior due to the presence of intermolecular forces between the molecules.

Determination Of Molecular Mass
OCH-894

INORGANIC

DISTILLATION

Distillation is a process of separating a mixture into its components based on their different boiling points. It involves heating the mixture to form a vapor, which is then condensed back into a liquid.

APPARATUS FOR SIMPLE DISTILLATION

DIFFERENT TYPES OF DISTILLATION

- 1. Simple distillation
- 2. Fractional distillation
- 3. Steam distillation
- 4. Vacuum distillation

Distillation
OCH-923

ELECTROLYSIS

Electrolysis is a process of using an electric current to drive a non-spontaneous chemical reaction. It is used for the extraction of metals and the purification of substances.

FACTORS AFFECTING ELECTROLYSIS

- 1. Nature of the electrolyte
- 2. Nature of the electrodes
- 3. Temperature
- 4. Concentration of the electrolyte

Electrolysis
OCH-937

ESTIMATION OF NITROGEN

1. DUMAS METHOD
 In this method, a known mass of the compound is heated in a stream of oxygen. The nitrogen gas evolved is collected and its volume is measured.

2. DELEBIUS METHOD
 In this method, a known mass of the compound is heated with sodium metal. The nitrogen gas evolved is collected and its volume is measured.

Estimation Of Nitrogen
OCH-893

EXTRACTION OF ALUMINIUM

1. PURIFICATION OF Bauxite
 Bauxite is purified by the Bayer process, which involves dissolving it in sodium hydroxide solution to form sodium aluminate.

2. ELECTROLYSIS OF FUSED ALUMINA
 The purified alumina is dissolved in molten cryolite and then electrolyzed to produce aluminium metal.

Extraction Of Aluminium
OCH-905

INORGANIC

EXTRACTION OF COPPER

1. CONCENTRATION
 The first step is to concentrate the copper ore by leaching it with dilute sulphuric acid.

2. ROASTING
 The concentrated ore is roasted to convert it into cuprous oxide.

3. SMELTING
 The roasted ore is smelted with silica to form a slag and molten matte.

4. CONVERSION TO CUPROUS SULPHATE
 The matte is treated with dilute sulphuric acid to form cuprous sulphate.

5. REDUCTION
 Cuprous sulphate is reduced to copper metal using iron scrap.

Extraction Of Copper
OCH-906

EXTRACTION OF IRON

1. CONCENTRATION
 The iron ore is concentrated by the magnetic separation method.

2. ROASTING OF CALCINATION
 The concentrated ore is roasted to remove moisture and convert it into iron(II) oxide.

3. SMELTING
 The roasted ore is smelted in a blast furnace with coke to produce pig iron.

Extraction Of Iron
OCH-920

EXTRACTION OF METALS

1. EXTRACTION OF ALUMINIUM
 See chart for details on the Bayer process and electrolysis.

2. EXTRACTION OF IRON
 See chart for details on the blast furnace process.

Extraction Of Metals
OCH-896

MANUFACTURE OF AMMONIA

HABER'S PROCESS

1. PREPARATION OF REACTANTS
 Nitrogen is obtained from the atmosphere and hydrogen from natural gas.

2. REACTION
 Nitrogen and hydrogen react in the presence of an iron catalyst to form ammonia.

Manufacture Of Ammonia
OCH-901

INORGANIC

MANUFACTURE OF SULPHURIC ACID

CONTACT PROCESS

1. BURNING OF SULPHUR
 Sulphur is burned in air to form sulphur dioxide.

2. OXIDATION OF SULPHUR DIOXIDE
 Sulphur dioxide is oxidized to sulphur trioxide using a vanadium(V) oxide catalyst.

3. ABSORPTION OF SULPHUR TRIOXIDE
 Sulphur trioxide is absorbed by concentrated sulphuric acid to form oleum.

4. DILUTION OF OLEUM
 Oleum is diluted with water to produce sulphuric acid.

Manufacture Of Sulphuric Acid
OCH-902

MANUFACTURING OF CEMENT

1. RAW MATERIALS
 Limestone, clay, and iron ore are the main raw materials used in the manufacture of cement.

2. CLINKER
 The raw materials are heated in a rotary kiln to form clinker.

3. CEMENT
 Clinker is ground with gypsum to produce cement.

Manufacturing Of Cement
OCH-943

ORGANOMETALLIC COMPOUNDS

Organometallic compounds are those compounds in which a metal atom is directly bonded to an organic group.

1. CLASSIFICATION

- 1. Organolithium compounds
- 2. Organosodium compounds
- 3. Organopotassium compounds
- 4. Organocalcium compounds
- 5. Organobarium compounds
- 6. Organomagnesium compounds
- 7. Organozinc compounds
- 8. Organocadmium compounds
- 9. Organomercury compounds
- 10. Organotin compounds
- 11. Organolead compounds

Organometallic Compounds
OCH-945

OXIDATION AND REDUCTION

1. OXIDATION
 Oxidation is the loss of electrons or the increase in the oxidation state of an element.

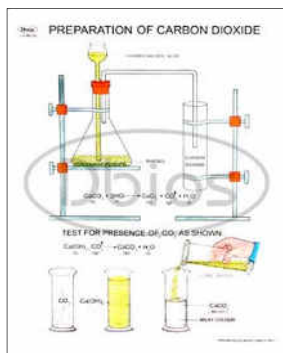
2. REDUCTION
 Reduction is the gain of electrons or the decrease in the oxidation state of an element.

3. REDOX REACTIONS
 Redox reactions are those reactions in which both oxidation and reduction occur simultaneously.

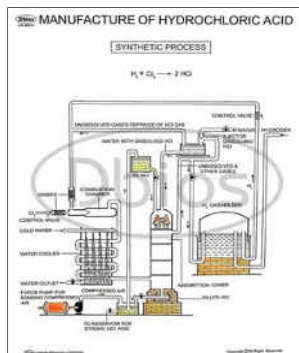
Oxidation & Reduction
OCH-912

Chemistry Chart

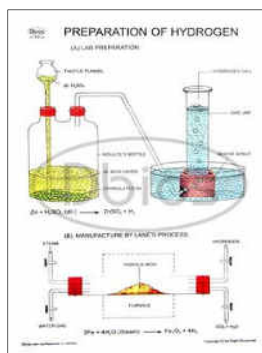
INORGANIC



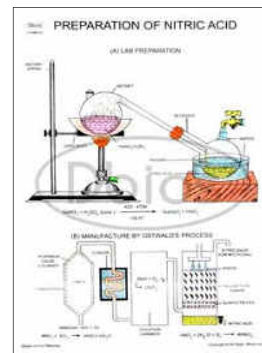
**Preparation Of Carbon
OCH-903**



**Preparation Of Hydro Chloric
OCH-904**

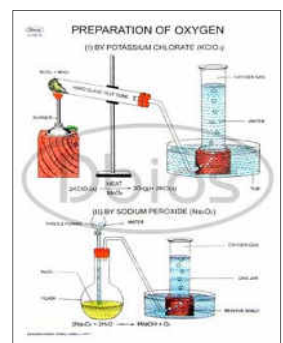


**Preparation Of Hydrogen
OCH-899**

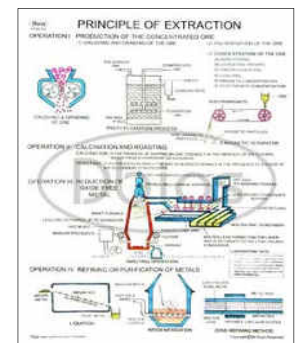


**Preparation Of Nitric Acid
OCH-900**


INORGANIC



**Preparation Of Oxygen
OCH-898**

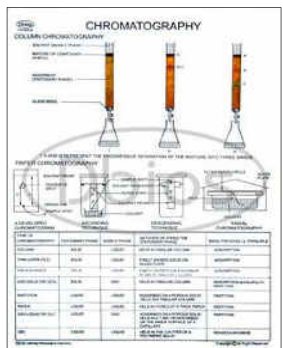


**Principle Of Extraction
OCH-927**

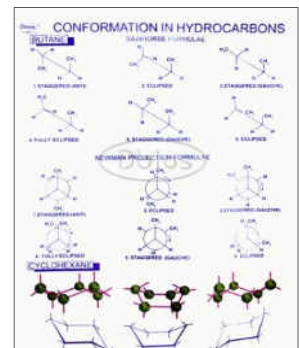


**Soap Manufacturing
OCH-924**

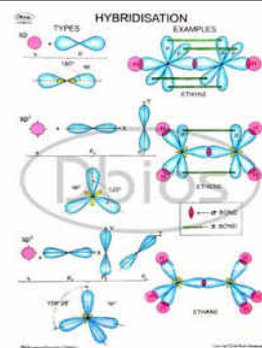
ORGANIC




**Chromatography
OCH-934**



**Confirmation In
Hydrocarbons
OCH-885**

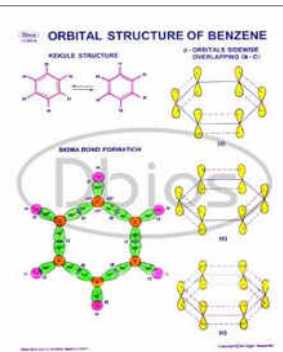


**Hybridisation
OCH-883**

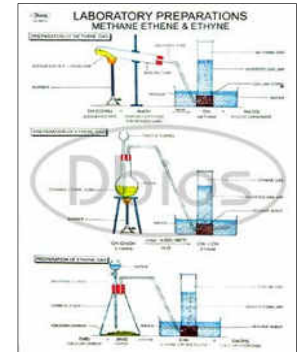


**Natural & Synthetic Rubbers
OCH-918**

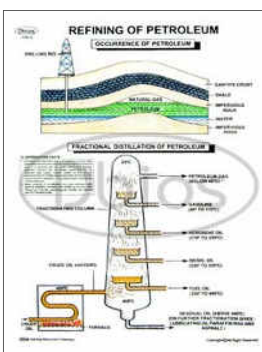
ORGANIC



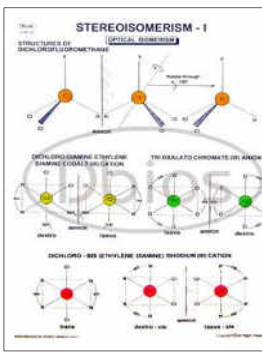
**Orbital Structure Of Benzene
OCH-884**



**Preparation Of CH_4 , C_2H_4 & C_2H_2
OCH-926**



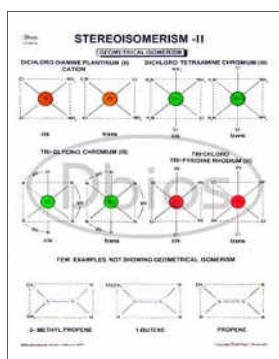
**Refining Of Petroleum
OCH-897**



**Stereoisomerism Part - I
OCH-891**

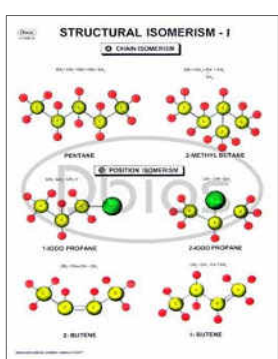
Chemistry Chart

ORGANIC



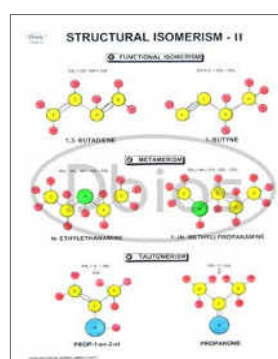
Stereoisomerism Part - II

OCH-892



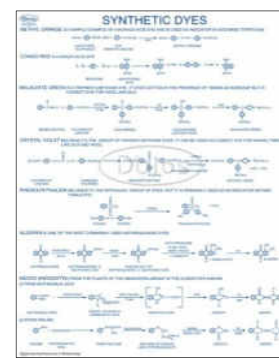
Structural Isomerism Part - I

OCH-889



Structural Isomerism Part - II

OCH-890



Synthetic Dyes

OCH-935

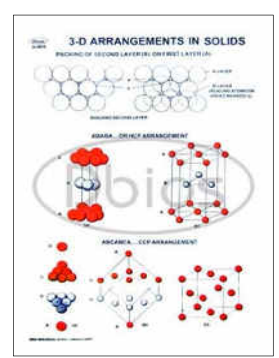
ORGANIC



Synthetic Polymers

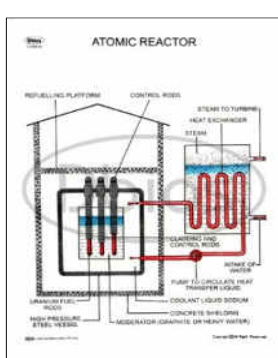
OCH-917

Physical



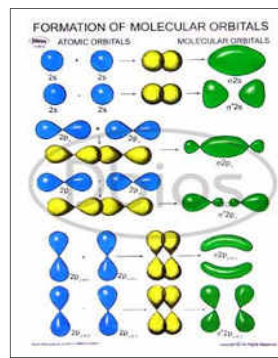
3D Arrangement In Solids

OCH-888



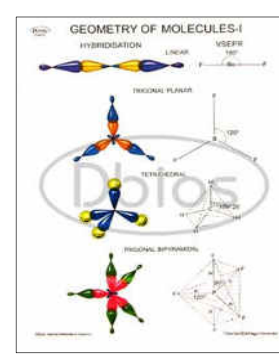
Atomic Reactor

OCH-868



Formation Of Molecular Orbitals

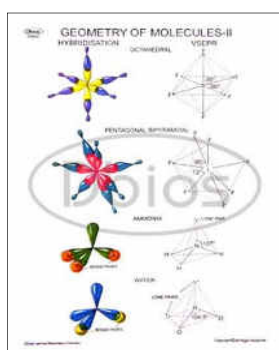
OCH-880



Geometry Of Molecules Part - I

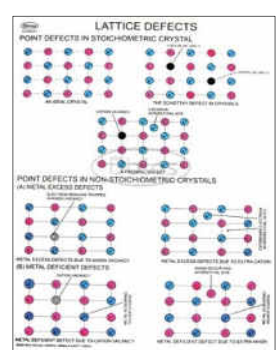
OCH-881

Physical



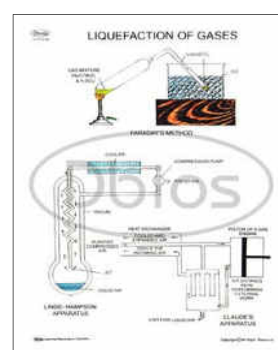
Geometry Of Molecules Part - II

OCH-882



Lattice Defects

OCH-930



Liquefaction Of Gases

OCH-915



Michaelis-Menten Equation

OCH-932

Chemistry Chart

Physical	<p>Nuclear Fission & Fusion OCH-869</p>	<p>Nuclear Radiation Detectors OCH-846</p>	<p>NUCLEAR RADIATION DETECTORS-II OCH-846A</p>	<p>Particle-accelerator - Cyclotron OCH-530</p>
Physical	<p>Radioactivity OCH-938</p>	<p>Relative Energies Of Orbitals OCH-879</p>	<p>Separation Of Substances OCH-909</p>	<p>Shapes Of Atomic Orbitals OCH-878</p>
Physical	<p>Structure Of Atom OCH-1060</p>	<p>Structure Of Ionic Solids OCH-886</p>	<p>Type of Cells OCH-907</p>	<p>Types Of Crystal Structure OCH-872</p>